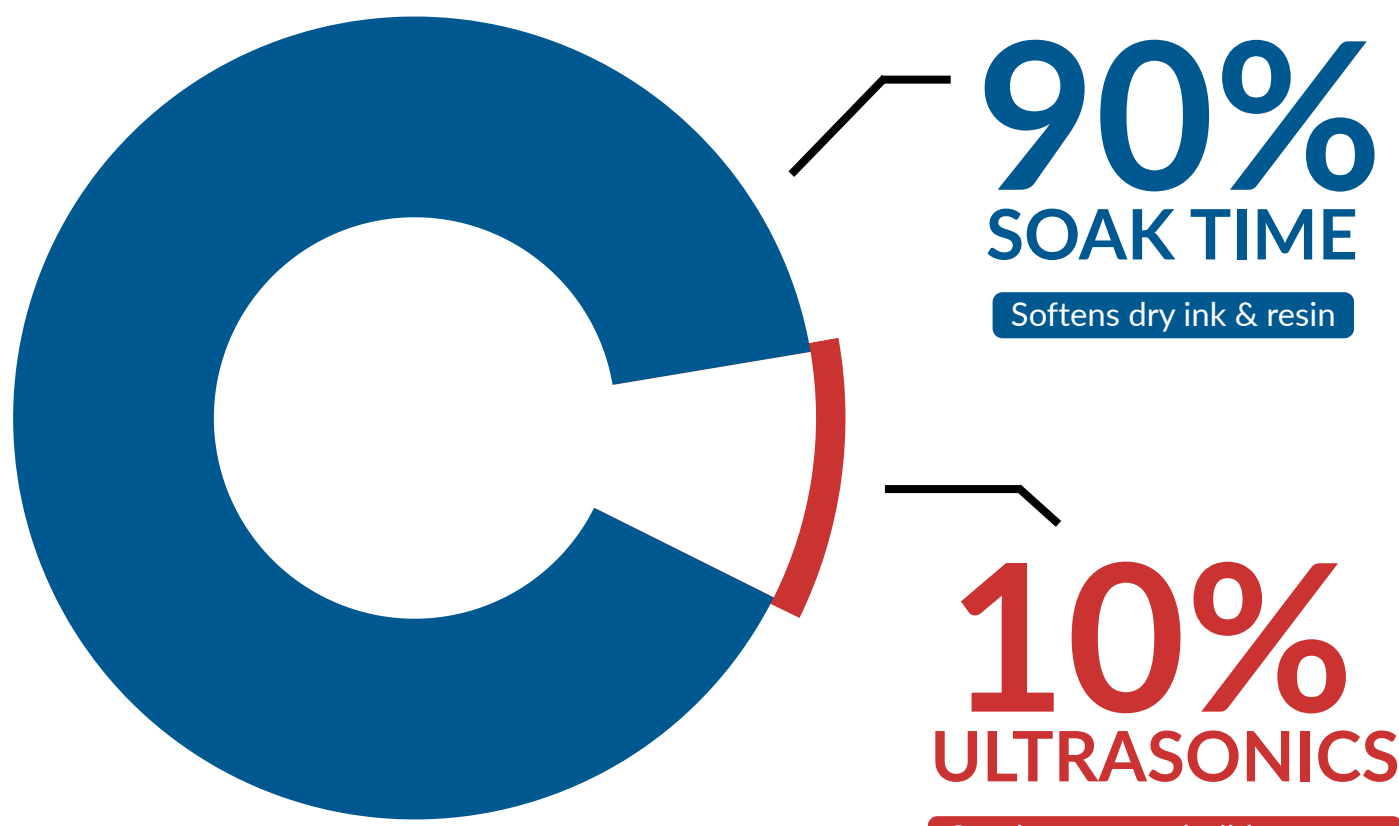



USING THE 90/10 MAX 5 RULE



MAX 5 MINUTES ULTRASONIC RUN TIME PER CYCLE


SIMPLE TWO STEP PROCESS

1




SOAK

2



ULTRASONIC
ACTIVATION

THE "CAMOUFLAGE" TEST



Look for immediate camouflaging when activating the ultrasonics.

Camouflage Effect = SUCCESS

The roll has soaked enough. Keep the ultrasonics on.

No Camouflage = STOP

If no camouflage, keep soaking.

CHEMISTRY & CONSISTENCY

- Match detergent to roll condition
- Establish a consistent schedule
- Clean after every production run



- NEVER top off with pure detergent
Water ONLY!
- Don't run extended unnecessary
sonic cycles

**Smarter Ultrasonic Cleaning
Starts Here.**

CONTACT US TO LEARN MORE ON HOW TO
OPTIMIZE YOUR CLEANING PROCESS