PE
1111
A68

WITH PENCIL AND PEN



SARAH·LOUISE·ARNOLD



Class PE1111
Book .A68
Copyright No.

COPYRIGHT DEPOSIT.

WITH PENCIL AND PEN

LANGUAGE LESSONS

FOR

PRIMARY SCHOOLS

BY

SARAH LOUISE ARNOLD

FORMERLY

SUPERVISOR OF PRIMARY SCHOOLS, MINNEAPOLIS
AND
SUPERVISOR OF SCHOOLS, BOSTON

GINN & COMPANY
BOSTON · NEW YORK · CHICAGO · LONDON

LIBRARY of CONGRESS
Two Copies Received
DEC 7 1906
Copyright Entry
Sep. 17. 1906
CLASS A XXc., No.
155728.
COPY B.

COPYRIGHT, 1906
BY SARAH L. ARNOLD

ALL RIGHTS RESERVED

66.10

The Athenæum Press
GINN & COMPANY · PROPRIETORS · BOSTON · U.S.A.



PREFACE

These lessons are sent forth with the hope that they may help the children who are learning in our primary schools to put their thoughts into writing. Their task is hard enough at best, and there is room for all the help which we can give. If the children like the book, the author will feel that her pen has been happily employed.

The exercises have been read and tested by Miss Louise Robinson of the Boston primary schools, whose successful experience has made her assistance most valuable.





"The moon afloat is the bonny boat"

WITH PENCIL AND PEN

LESSON 1

ONE, TWO, THREE

One, two, three!
A bonny boat I see;
A silver boat, and all afloat
Upon a rosy sea.

One, two, three!
The riddle tell to me.
The moon afloat
Is the bonny boat,
The sunset is the sea.

Copy the verses.

Bonny means pretty and good.

Draw a picture of the moon.
Draw a picture of a boat.
Are they alike?
What is the color of the sky sea?
What is the color of the true sea?
Where does the moon sail?
Where does the boat sail?

LESSON 3

AN OLD, OLD RIDDLE

Little Nan Etticoat,
In a white petticoat,
With a red nose.
The longer she stands
The shorter she grows.



Copy the riddle and draw the picture of the candle.

FOR TALKING OR WRITING



If you have ever seen a blacksmith, tell

1. What he does.
2. How he does it.
3. What he works with.

Tell all you can about the blacksmith's shop.

LESSON 5

Write five sentences telling five things that you can do.

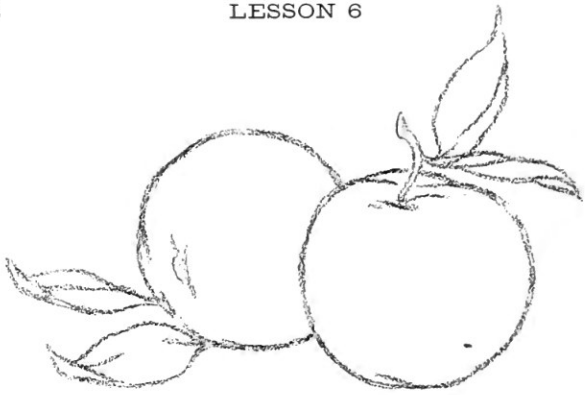

Draw the apples.

Tell what apples are good for.

LESSON 7

Write the names of ten children whom you know.

Begin each name with a capital letter.

LESSON 8

Write the names of six places of which you have heard.

Begin each name with a capital letter.

Draw this tent:



LESSON 10

Make a tent out of paper or cloth.

LESSON 11

For Talking

1. What are tents good for?
2. Soldiers use tents; what for?
3. Gypsies use tents; what for?
4. People who camp in the woods in vacation make tents; what for?
5. Sometimes sick people are put into tents; what for?
6. When is a tent better than a house?
7. In what countries do you think people might live in tents?
8. Indians used to live in tents. What were their tents called?

FOR TALKING AND WRITING



A TENT HOME

These people live in Africa. The picture shows you how their home looks. The tents are shaped like the mountains. You might think that the mountains themselves are great tents.

The tent home can be moved from place to place. This family moves often. How would you like to live in different places and carry your house with you?

Tell in writing all that you learn from the picture.

Round as an apple,
Shaped like a cup.
All the king's oxen
Can't pull it up.

Copy the riddle. Can you guess it?



LESSON 14

For Writing and Talking

Copy these sentences:

I thank you.
Excuse me, please.
I beg your pardon.

When do you think you should use these sentences?

Copy the jingle:

There was a crooked man,
Who walked a crooked mile,
And found a crooked sixpence
Against a crooked stile.
He bought a crooked cat,
That caught a crooked mouse,
And they all lived together
In a little crooked house.



LESSON 16

Draw a picture which the "crooked rhyme" makes you think of. Perhaps you will draw the crooked cat or the crooked mouse.

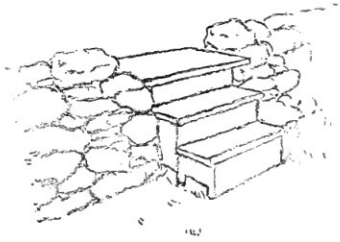

LESSON 17

Copy this picture of a stile; then try to tell in writing what a stile is good for.



Copy this verse and learn it by heart:

THE BLUEBIRD

Dear little blossoms down under the snow,
You must be weary of winter, I know.
Hark while I sing you a message of cheer!
Summer is coming, and springtime is here!

LESSON 19

weary message

These are hard words. Copy them ten times. See if you can use them in your own sentences.



Copy this nonsense rhyme:

As John and Jane
Walked through the lane,
One very pleasant Sunday,
Said John to Jane,
"Unless it rain
To-morrow will be Monday!"

This lesson was written in school by a boy who tried to tell two things that he had seen the day before. The boy's name is Carl. He is in the third grade.

April 27, 1906.

Yesterday I saw a little twinkling star. I saw a sparrow singing his sweetest song.

Copy the lesson.

Tell two things that you saw or heard yesterday.

LESSON 22

Write answers to these questions:

1. What is the desk made of?
2. What are you writing with?
3. What game do you like to play?
4. What will you do after school?
5. What will you do next Saturday?



Knaus

YOUNG KITTENS

Tell the story of this little girl:

What is her name?

Where is she?

What is she doing?

What is the mother cat doing?

What are the kittens doing?

What is the mother cat afraid of?

Do you think the cat would carry her kittens as the little girl does?

How would she carry them?

Tell something else that you see in the picture.

LESSON 24

Copy this verse:

For want of a nail the shoe was lost;
For want of a shoe the horse was lost;
For want of a horse the rider was lost;
For want of a rider the battle was lost;
For loss of the battle the country was lost, —
And all for the want of a twopenny nail.

LESSON 25

For Talking

Tell how you think the rhyme in Lesson 24 can be true. See if you can make a story about it.

LESSON 26

For Writing

What can a cat do that you cannot do?
What can you do that a cat cannot do?

LESSON 27

Draw a watch showing that it is three o'clock.



LESSON 28

Write your name ten times.

Draw the picture and copy the riddle:



A Riddle

Higher than a house,
Higher than a tree!
Oh, whatever can that be?



Copy the verse:

A violet by a mossy stone
Half hidden from the eye;
Fair as a star when only one
Is shining in the sky.

LESSON 31

Draw the violets in Lesson 30, and write a sentence about them.

Copy this nonsense rhyme:

The man in the wilderness asked of me
How many strawberries grew in the sea;
I answered him as I thought good,
As many as red herrings grew in the wood.

LESSON 33

For Writing

hard —— harder
soft —— softer
strong —— stronger
heavy —— heavier
good —— better
fine —— finer
sweet —— sweeter
bright —— brighter

Use these words in sentences, like this pattern:

My ball is hard, but a stone is harder.



THE RAINBOW

Here is an old weather verse; copy it, and learn it by heart.

Rainbow at night,
Sailor's delight.
Rainbow in morning,
Sailor, take warning!

Copy the verse and learn it by heart:

If all were rain and never sun,
No bow could span the hill.
If all were sun and never rain,
There could be no rainbow still.

LESSON 36

For Talking

Have you ever seen a rainbow? When? Where? What was its color? its shape? When do you look for a rainbow? Why?

What do you think the verse means? What do you think "span" means?

These are the colors of the rainbow: violet, blue, green, yellow, orange, red.

Learn to repeat the names in order.



Towser is a big black dog. He is just as old as Edith May — three years old. But he takes care of Edith. Once she went to pick daisies in the field. Every daisy seemed prettier than the last. She went farther and farther. At last she was so tired that she fell asleep under a tree. Towser stayed beside her until she awoke, then he showed her the way home.

Read the story of Towser; then shut your book and tell it as well as you can.

LESSON 38

Write a short true story about a dog.



Draw the picture.

LESSON 40

For Talking or Writing

1. Have you ever seen a rabbit?
2. Where did you see it?
3. What was it doing?
4. Where do rabbits live?
5. What do they eat?
6. Tell what the rabbit can do.

LESSON 41

What would you wish for if you had three wishes?

Write the answer in sentences, this way:

First, I should wish —



STOP, STOP, PRETTY WATER

"Stop, stop, pretty water!"
Said Mary one day,
To a frolicsome brook
That was running away.

"You run on so fast!
I wish you would stay;
My boat and my flowers
You will carry away.

"But I will run after;
Mother says that I may;
For I would know where
You are running away."

So Mary ran on,
But I have heard say
That she never could find
Where the brook ran away.

Learn the poem by heart. A good way to learn it is to read a verse, and then shut your book and say it. Perhaps you will read it aloud first in the class.

LESSON 43

Copy all the words that rhyme in Lesson 42. See if you can think of other words that rhyme with day. Write them in a list. Then make a list of words that rhyme with *brook*; with *boat*; with *find*.

LESSON 44

FOR TALKING AND WRITING

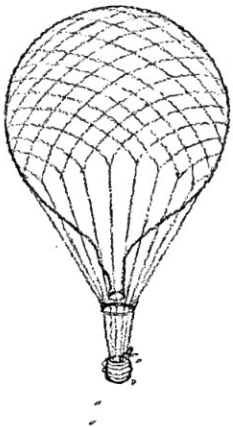

Draw the balloon, and tell all you can about it.

1. What is it used for?
2. What is it made of?
3. Why does it rise and float in the air?
4. What have you seen that is like a balloon?

LESSON 45

Write a little story about a toy balloon.



The Eskimos live in a very cold country. Their houses are built of ice. Their clothes are made from the skins of animals. They use sleds instead of wagons, and dogs instead of horses.

Would you like to live in the Eskimo country?

Tell all you can see in the picture.

LESSON 47

Draw a picture of the Eskimo house and write about it.

Tell how Santa Claus would look, if you were to see him. Answer these questions:

1. Is he tall or short?
2. Is he stout or thin?
3. Is he young or old?
4. Describe his face.
5. How is he dressed?
6. What is he doing?
7. What does he say?



LESSON 49

Write a note to Santa Claus, asking him to bring a sled like this to your little brother. Draw a picture of the sled.





Where the pools are bright
and deep,
Where the gray trout lies
asleep,
Up the river and over the lea,
That's the way for Billy
and me.

Copy the verse.

A pool is still water collected in a hollow place. Pools are small; ponds are larger; lakes are larger yet. "Lea" means "meadow."



COUNTING BABY'S TOES

Dear little bare feet,
  Dimpled and white,
In your long nightgown
  Wrapped for the night,
Come, let me count all
  Your queer little toes,
Pink as the heart
  Of a shell or a rose.

One is a lady
That sits in the sun;
Two is a baby,
And three is a nun;
Four is a lily
With innocent breast;
And five is a birdie
Asleep in her nest.

Read the verses, and learn them by heart.

LESSON 52

Copy the sentences, and fill the blanks:

1. Baby's feet are —— and white.
2. They are wrapped in the long ——.
3. Let me count the —— little ——.
4. They are pink as —— —— —— —— ——.

LESSON 53

Copy the second stanza of the poem.



Gardner

THE TWO FAMILIES

Write about the picture on page 34:

1. What is the name of the picture?
2. Tell about the room and its furniture.
3. Tell about the mother and her little girl.
4. Tell about the hen and her chicks.
5. What do you suppose the artist wanted us to see in the picture?

LESSON 55

For Practice in Spelling

Select any one of the words in these lists, make five words to rhyme with it, and use each word in a sentence.

bake	bread	chip	hard
sand	black	song	tin
lark	sell	eat	tick
late	white	gun	will



THE LITTLE MAIDEN AND THE LITTLE BIRD

"Little bird! little bird! who 'll guide thee
Over the hills and over the sea?
Foolish one! come in the house to stay,
For I 'm very sure you 'll lose your way."

"Ah, no, little maiden! God guides me
Over the hills and over the sea;
I will be free as the rushing air,
And sing of sunshine everywhere."

Draw the bird and copy the verses.

Learn the verses on page 36, so that two children can be chosen to recite them. One can be the little girl and one can be the bird.

LESSON 58

What are these things good for?

1. A lamp.
2. A basket.
3. A chair.
4. A coat.
5. A broom.
6. A mirror.
7. An apple.
8. A tree.

Write a sentence for every answer, like this:

A lamp gives light.

LESSON 59

Where have you seen these things?

1. A carriage.
2. A star.
3. A fish.
4. A mill.
5. A plow.
6. A bell.
7. An engine.
8. An ax.

Write a sentence for every answer.



Write all that you can about the picture.

Copy the rhyme:

For every evil under the sun
There is a remedy, or there is none;
If there be one, try and find it;
If there be none, never mind it.

LESSON 62

There are two things you should never cry about, — the thing you can help, and the thing you can't help.

There is an old proverb which says:

"There is no use in crying over spilt milk."

Tell in writing why this is true.

LESSON 63

Can you tell a story about some one who cried about something that could be helped? Or, if you choose, tell about a boy who cried about something that could not be helped.



An Indian Mother and Child

LESSON 64

For Talking

1. Tell all that you see in the picture.
2. Where do Indians live?
3. What do you know about them?
4. Tell an Indian story that you know.

LESSON 65

For Writing

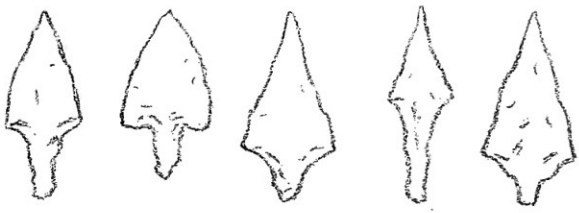

These are old Indian arrowheads that were found in a field. They were made years ago of stone. Indians were very skillful in the use of the bow and arrow.

Can you guess how the arrows were made?

Draw the arrowheads and write a sentence about them.

Sleep, baby, sleep!
Thy father watches his sheep.
Thy mother is shaking the dreamland tree,
And down drops a little dream on thee.
Sleep, baby, sleep.

Sleep, baby, sleep.
The large stars are the sheep.
The little stars are the lambs, I guess,
And the gentle moon is the shepherdess.
Sleep, baby, sleep.



The song on page 42 was written for German children in their language. It was so much liked that it was written again in English. "Thy" means "your"; "thee" means "you." These words are often used in poetry.

The baby's mother is singing him to sleep. The father is a shepherd. What does a shepherd do? What is a shepherdess?

LESSON 67

Copy the verses and learn them by heart.

Tell all that you see in the picture.

Here is a language lesson which was written by a boy in the third grade to tell what was happening out of doors. The boy's name is James.

May 7, 1906.

Mother Nature is spreading her carpet of green. She is sweeping her floor too.

I think this must have been written on a windy day. Another boy, named Chester, wrote this lesson:

Mother Nature has taken her brown carpet up and has put her green carpet down. Yesterday Mother Nature washed her floor.

You may copy these lessons.

This lesson was written by a girl named Bessie:

May 16, 1906.

Maud's Birthday

Apple trees are very useful. They look like white blankets of snow. The apples are not ripe yet. They will be ripe soon. The trees make the world look beautiful. They have a fragrant smell.

See if you can write two sentences, telling what is happening out of doors and how the sky and the fields look.



Write about the picture on page 47. You may write a story about the picture, or you may tell what you see in it.

LESSON 70

Here is another slumber song or lullaby:

THE NESTING HOUR

Robin-Friend has gone to bed,
Little wing to hide his head.
Mother's bird must slumber too,
Just as baby robins do.
When the stars begin to rise
Birds and babies close their eyes.

Copy the verse, then learn it by heart.

LESSON 71

Find six words that rhyme with "fed," and use each word in a sentence.



Adam

THE CAT FAMILY



Draw the picture and tell in writing what you know about frogs.

LESSON 73

bed	hide	rose	star
red	side	nose	far
fed	ride	head	wing
led	wide	lead	sing

Copy the lists of words that rhyme.

Can you make a rhyme with any of them?



Farmer Jones built a fence around his corn-field to keep the cows out of his corn. He built one around his pasture to keep the colts from running away. So you see fences are used to keep things out and to keep things in.

Write answers to these questions:

1. What are fences made of?
2. Where have you seen them?
3. What kinds of fences have you seen?
4. Draw a picture of a picket fence.
5. Draw a picture of a wire fence.
6. Draw a picture of a stone wall.

For Copying



George Washington was the first President of the United States. He is called the Father of his Country.

This was said of Washington:

> "First in war, first in peace, and first in the hearts of his countrymen."

FOR TALKING AND WRITING



MOUNT VERNON

This is a picture of Washington's home at Mount Vernon, Virginia. The house sits on a hill which slopes down to the James River. It is surrounded by beautiful old trees.

Perhaps you will visit Mount Vernon by and by, and see more than the picture tells you.

Write all you can about the house, so that you can describe it plainly to your friends when you go home from school.

For Writing

I know a little girl whose name is Ruth. Her father is a sailor. I know a boy named Jack. His father is a carpenter.

Now tell in writing:

1. What does a carpenter do?
2. What does a sailor do?
3. What does a farmer do?
4. What does a printer do?
5. What does a tailor do?

LESSON 78



The sea gull loves to follow ships that go out to sea. His wings are strong and he can fly fast and far.

Draw the picture and tell in writing what the sea gull can see as he flies.

Write answers to these questions:

1. What is your name?
2. How old are you?
3. Where do you live?
4. What do you like to play?
5. What work can you do?

LESSON 80

Copy this lesson:

There are seven days in a week. They are Sunday, Monday, Tuesday, Wednesday, Thursday, Friday, Saturday.

LESSON 81

Draw a picture of something in the schoolroom, and write about it. Tell what it is, what it is made of, and what it is good for.



Landseer

THE SICK MONKEY

For Writing

You have seen the cat family and the hen family. On page 54 you find a picture of another family. Tell what you see in the picture.

LESSON 83

For Writing

1. Where have you seen a monkey?
2. Tell what it was doing.
3. Tell how it looked.
4. What can monkeys do that you cannot do?

LESSON 84

For Talking

Tell a little story about a monkey that belonged to an organ grinder.

1. Tell where the organ grinder took the monkey.
2. Tell what the monkey did.

For Talking

Where have you seen ice? When have you seen it? What makes ice? What is it good for?

Suppose your friend who came from a warm country has never seen ice. How would you describe it to him?

How does it happen that we have ice in summer? How is it obtained? How is it stored? If you have ever seen an ice-house, tell about it.

What is a refrigerator?

If a piece of ice is put in a pail of water, will it float or sink? What would happen if the ice in the ponds and rivers were to sink to the bottom as fast as it froze?

People sometimes speak of the ice harvest. What do they mean? When does the ice harvest come?

Some children live in ice-houses. What children are they?



Here are men cutting ice, which is to be packed away in the ice-house, to be used in the hot summer.

Tell all you see in the picture.

LESSON 87

For Writing

Ask five questions about ice, and write the questions. After every question place the question mark (?).

LESSON 88

For Talking



Tell all that you see in this picture.

Ask questions about it for others to answer.

LESSON 89

For Talking and Writing

1. Where are the birds in winter?
2. Where are the flowers?
3. Where are the leaves?
4. What is the field covered with?
5. What is the covering of the pond?
6. How do animals keep warm in winter?
7. How do you keep warm?

Copy the verse and learn it by heart:

Winter day! Frosty day!
God a cloak on all doth lay;
On the earth the snow he
sheddeth,
O'er the lamb a fleece he
spreadeth,
Gives the bird a coat of
feather
To protect it from the
weather,
Gives the children home and
food—
Let us praise him—God is
good!

For Writing

THE WEATHER

Write all you can about the weather as it is to-day.

1. Is the weather warm or cold?
2. Is it cloudy or clear?
3. Is it sunny or hazy?
4. Is it windy or quiet?
5. What flowers are to be found now?
6. How do the trees look?
7. What do you notice about the roads?
8. What is the month in which you are writing?
9. What is the season?
10. What is the place?

Perhaps you can exchange your exercise with some other child in another part of the country.

When it is cold in Maine it is warm in Florida. When Vermont has ice and snow California is a garden of flowers.

For Writing

Write as plainly as you can the differences between winter and summer. Tell what you can do in winter that you cannot do in summer, and why.

LESSON 93

For Talking or Writing

Describe a game that you play in winter.

1. Tell how many play the game.
2. Tell what they must try to do.
3. Tell the rules of the game.
4. Tell what you like about it.

LESSON 94

Describe a game that you play in summer.

1. What is the game called?
2. What do you like about it?
3. How do you play it?
4. How many can play?

For Reading and Talking



BABY LAND

How many miles to Baby Land?
Any one can tell;
Up one flight,
To your right;
Please to ring the bell.

What can you see in Baby Land?
Little folks in white,
Downy heads,
Cradle beds,
Faces pure and bright.

What do they do in Baby Land?
Dream and wake and play,
Laugh and crow,
Shout and grow;
Jolly times have they.

What do they say in Baby Land?
Why, the oddest things;
Might as well
Try to tell
What a birdie sings.

Who is the queen of Baby Land?
Mother, kind and sweet;
And her love,
Born above,
Guides the little feet.



Copy all the words in Lesson 95 that rhyme, like this:

tell	flight
bell	right

LESSON 97

For Writing

Put these words into sentences of your own. You will find them all in Lesson 95.

please	flight	folks	pure	dream
jolly	shout	queen	love	guides

LESSON 98

Tell in writing how you would take care of a little brother or sister.

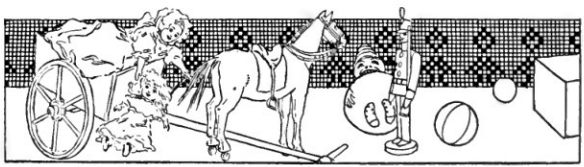

FOR TALKING OR WRITING



This is a Japanese lady taking a ride in her carriage, which she calls a jinrikisha. Tell all you can

1. About the carriage.
2. About the lady.
3. About the man who draws the carriage.

Learn the names of these marks, which are used in writing. You have copied them many times.

1. The period (.).
2. The comma (,).
3. The question mark (?).

When you copy a piece of writing, copy the marks as well as the words.

1. Find ten periods in your reading book.
2. Find five commas.
3. Find two question marks.
4. Copy two questions from your reading book.

LESSON 101

Write six questions about the orange and answer them yourself. Put a question mark at the end of every question and a period at the end of every answer.

FOR TALKING

Tell how you would make a kite like this out of paper or cloth. Make one, if you can.

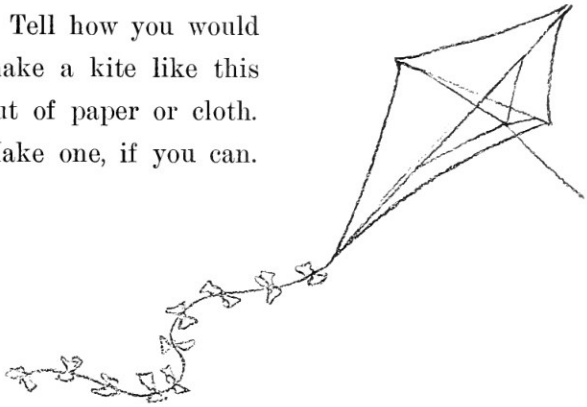

LESSON 103

Draw the picture of the kite and write a story about it.

LESSON 104

Tell how you would build a fence around your garden if you had one.

Draw a picture of your fence, and show how it would look.



NOW THE SUN IS SINKING

Now the sun is sinking
In the golden west;
Birds and bees and children
All have gone to rest;
And the merry streamlet,
As it runs along,
With a voice of sweetness
Sings its evening song.

Copy the verse.

Draw a picture to illustrate one of these sentences:

1. By the side of the little cottage grows a tall poplar tree.

2. Hiawatha sat at the door of his wigwam under the trees.

3. Baby John has put on his father's hat.

4. A little boat is sailing on the sea.

5. The little boy is carrying a heavy basket.

LESSON 107

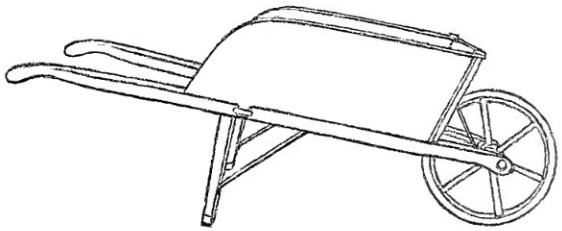

What is a wheelbarrow good for?

Draw the picture and tell what you would do with the wheelbarrow if it were yours.



Jacque

THE SHEEPFOLD

FOR WRITING

Tell everything that you see in the picture on page 70. Let every pupil try to see the most and to tell it in the best way.

LESSON 109

FOR TALKING

1. What is a sheepfold?
2. Is this sheepfold out of doors or under a roof?
3. What is the use of the rack against the wall?
4. If you were a sheep, what would you like to have in the sheepfold?
5. What kind of shepherd would you like?
6. What kind of pasture would you enjoy?
7. Tell all that you can about sheep.
8. How large are they?
9. What is their covering?
10. What is the wool used for?

THE DANDELION

This story was written by a boy in the third grade. His name is Joseph.

MAY 23, 1906.

Down in a grassy meadow a little dandelion grew. It had many comrades. Its friends were the sun and the dew. When the blazing sun was out the little dandelion said, "I hope I may be a little sun some day."

1. Write about the dandelion. Tell where it grows and how it looks.

2. Draw a picture of the dandelion leaf.



For Copying and Dictation

One and one are two.
A bird has two feet.
Anna is two years old.
Twenty is ten times two.
There are two sides to everything.
It takes two to make a quarrel.
A bird in the hand is worth two in the bush.
Twice means two times.

LESSON 112

For Copying and Dictation

You are too noisy at your play.
The load is too heavy for the horse.
The fox is too crafty to be caught.
The work is too hard for me to do alone.
Do not sing too loud.
James was too late to catch the train.
I am too busy to play with you.
Too many cooks spoil the broth.



Geoffroy

A School in Brittany

For Talking and Writing

The picture on the opposite page shows you a girls' school in a country across the ocean. Does it seem like your schoolroom?

Write all that you see in the picture and tell what you like in it.

LESSON 114

Tell in writing what you do in school from morning till night.

LESSON 115

For Copying

Sing a song of seasons!
Something bright in all!
Flowers in the summer,
Fires in the fall.

From "Poems and Ballads." Copyright, 1895, 1896, by Charles Scribner's Sons.

FOR TALKING



Millet

LEARNING TO WALK

1. Who painted the picture from which this is copied?

2. What is the picture about?

3. Tell what you see in the picture.

4. Tell what you like in it.

Try to tell it so plainly that one who had never seen the picture would know from your telling what it is like.

For Writing

Have you ever watched a child who was learning to walk? Tell what he did and how he learned.

LESSON 118

For Copying and Dictation

Give me two strings to tie my two shoes.

That church has two spires.

Carry two apples to Mary.

To promise and to perform are two different things.

Two boats came sailing back to town.

LESSON 119

For Copying and Dictation

Dan likes to play ball.

Mary went to the city yesterday.

It is easy for May to be good.

I rode from Boston to New York.

Do unto others as you would that they should do to you.

For Reading and Writing



Here is a picture of a lighthouse. It is built upon the rocks. The water often covers the rocks so that you cannot see them, but that makes them all the more dangerous.

The lighthouse is built to warn the sailors to keep away from the hidden rocks, which might break their ship in pieces.

Men live in the house which you see near the lighthouse. Every day they trim the lamps and polish the windows. At sunset the light from the lamp flashes its friendly warning far out to sea.



Draw a picture of this lighthouse.

LESSON 122

Answer in written sentences:

What animal is larger than a frog?

What animal is smaller than a frog?

What is harder than wood?

What is softer than wood?

What is heavier than cotton?

What is lighter than iron?

For Reading and Writing



THE COUNTRY LAD AND THE RIVER

A country lad with honest air
Stood by the riverside;
He put his basket calmly down,
And gazed upon the tide.

Across the river's rapid flood
He saw the village well;
'T was there he meant to see his aunt,
And there his turnips sell.

The stream was full with recent rain,
And flowed so swiftly by,
He thought he would with patience wait,
And soon it would be dry.

For many hours he waited there,
But still the stream flowed on;
And when he sadly turned away,
The summer day was gone.

His turnips might have gone to seed,
His aunt have pined away,
For still the stream kept flowing on,
Nor has it stopped to-day.

Tell the story in writing in your own words. See how short you can make the story, and yet tell it all.

LESSON 124

Spell the ten hardest words in Lesson 123.

For Reading and Talking



Where do people get water to drink?

Lucy Lakin lives in a valley near high hills. The clear cold water from the hills runs through a pipe to Lucy's house. Her cousin lives on the mountain. She dips her cup into the spring itself, in the shadow of the forest, when she wishes to drink.

Henry Hunt lives by a large lake. He drinks the water of the lake. His brother works in the

city, twenty miles away. The water from the same lake is carried through large iron pipes to the city. There it runs into the city houses through smaller pipes. Henry dips the water from the lake. His brother turns a faucet and the lake water runs to him from miles away.

John James lives on a farm. He drinks water from a well which his father dug and lined with stones. In some places the well is simply a long pipe driven into the earth until it finds water.

In some dry desert places no water can be found. Then it is carried miles in cans or cases, for the thirsty people to drink. Water seems very precious in the desert lands where no rain falls for months at a time.

LESSON 126

Read Lesson 125 carefully; then write all the ways in which people get water to drink. Write it in your own way and do not try to copy the lesson.

TRUTH

Boy, at all times tell the truth;
Let no lie defile thy mouth.
If thou 'rt wrong, be still the same—
Speak the truth and bear the blame.

Truth is honest, truth is sure;
Truth is strong and must endure;
Falsehood lasts a single day,
Then it vanishes away.

Boy, at all times tell the truth,
Let no lie defile thy mouth;
Truth is steadfast, sure, and fast—
Certain to prevail at last.

Copy the ten hardest words in the poem.

LESSON 128

Copy the poem in Lesson 127 and learn it by heart.

FOR TALKING AND WRITING

Name two things which are heavy; small; large; slender; narrow; strong; valuable; hard; soft; common.

Your sentences should be something like this:

Iron and lead are heavy.

Gold and diamonds are valuable.

LESSON 130

FOR WRITING

1. What can a boy do to help at home?
2. What can a girl do?
3. Tell something that you have done to help at home.

LESSON 131

Ask ten questions about your schoolhouse and be ready to read them to the class, to be answered by the other pupils.

Write plainly, so that you may exchange papers.

Use the question mark (?) after every question.



JACK IS WRITING HIS LETTER

Uncle Frank gave Jack a knife, and Jack wrote a note to thank him for it. This is his note:

Dear Uncle Frank,

I thank you for the knife you sent me. I have wanted a knife for a long while. I need one when I go fishing.

You are always kind to me.

Your Jack.

Copy Jack's note.

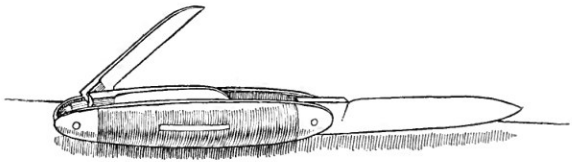

FOR READING AND TALKING

My name is Mary Blair. I live in Plymouth, Massachusetts. Yesterday I had a letter from my Aunt Anna, who lives in Boston. On the envelope was written



Miss Mary Blair
Plymouth
Mass.

This is the first letter that ever came to me through the post office. I am only eight years old.

Now I must write a letter to Aunt Anna. She has asked me to go to Boston to see her, and mother says I may go. I cannot write very well, but mother will help me. Would you like to see Aunt Anna's letter? Here it is.

9 Beacon St.,
Boston, Mass.,
Aug. 21, 1905.

Dear Mary,

I have been wishing that you might visit me. Would you like to come?

Then ask your mother if you may come next Thursday to stay a week. I will meet you at the station, if you will tell me when to expect you.

Your loving
Aunt Anna.

Copy the letter.

MARY'S LETTER TO HER AUNT ANNA

Plymouth, Mass.,
Aug. 22, 1905.

My dear Aunt Anna,

Your letter came this morning. Mother says that I may go to Boston next Thursday. Father has some business there, and he will take me on the nine o'clock train.

Thank you for asking me. I can hardly wait for Thursday.

Your loving niece,
Mary Blair.

Copy the letter.

Here is a picture of the envelope in which Mary sent her letter. Copy it.



LESSON 137

Cut or fold five pieces of paper to look like envelopes. Write on them the names of children in school, with the name of your town and state, as if you were addressing a letter. Use Mary's envelope as a pattern.

LESSON 138

For Talking

1. Name five things which are heavy.
2. Name two things which are brown.
3. Name three things which are large.
4. Name two things which are sweet.
5. Name two things which are sour.
6. Name something which is brittle.
7. Name something which is tough.

Make a sentence for each answer.

LESSON 139

For Talking

Fill the blanks which you find in these sentences.

1. Coal is black, but salt is ——— .
2. Vinegar is sour, but molasses is ——— .
3. May's ribbon is broad, but Kate's is ——— .
4. Tom is tall, but James is ——— .
5. The stone is hard, but the pillow is ——— .
6. The table is smooth, but the road is ——— .
7. This stick is crooked, but the rule is ——— .

Read these questions, and think how you will answer them. Then write the answers neatly.

1. Where have you seen robins?
2. What were they doing?
3. What do they like to eat?
4. Where do they build their nests?
5. How do they build them?
6. Who feeds the baby robins?
7. Who teaches them to fly?

LESSON 141



Draw the robin and write about it.



SINGING

Of speckled eggs the birdie sings,
And nests among the trees;
The sailor sings of ropes and things
In ships upon the seas.

The children sing in far Japan,
The children sing in Spain;
The organ and the organ man
Are singing in the rain.

From "Poems and Ballads." Copyright, 1895, 1896, by Charles Scribner's Sons.

These verses were written by Robert Louis Stevenson, who loved to write verses for children. Perhaps you know other verses which he has written.

Copy the poem.

LESSON 143

What sounds did you hear at recess or before school this morning?

Answer in written sentences.

John has a bar of iron and a bar of soap.

1. Which is heavier?
2. Which is lighter?
3. Which is softer?
4. Which is harder?
5. What is the iron good for?
6. What is the soap good for?

LESSON 145

Name ten things which are made of iron.

Tell why the iron is used in each article.

LESSON 146

Lulu Bell is nine years old. She is in the third grade in the schools of Rockaway, Ohio. Last week she fell and was badly hurt, so that she cannot return to school for many weeks.

Write a letter to Lulu and tell her what you would like to hear if you were in her place. Do not forget to say that her playmates miss her.

We sat by the fisher's cottage,
And looked at the stormy tide;
The evening mist came rising,
And floated far and wide.
One by one in the lighthouse
The lamps shone out on high,
And far in the dim horizon
A ship went sailing by.

Copy the verse.

Draw a picture of something which the verse makes you think of.

For Reading and Telling



Aunt Mary leaned over the gate and called to little Mary. It was October, and the brown leaves were lying in heaps under the trees. "Come, May," she said, "and see what I have in my hand."

May hastened to look. Aunt Mary's hands were filled with little brown balls, May thought. "Are they marbles?" she said. Aunt Mary laughed. "No; they are bulbs. You cannot guess what is in them. Take them home and plant them in the grass on the south side of the house.

They will be hidden under the snow all winter. In the spring they will have something to show you."

May took the bulbs in her apron and ran home to her mother. Together they planted the little brown things under the grass on the south side of the house.

Then came November, December, January, February, — long, cold months, with short days, long nights, bitter winds, and high-heaped snowdrifts. But with March came the spring sunshine, and the snow melted and hurried away.

It had hardly gone — in the shade of the house it was still heaped high — when the tiny snowdrops lifted their heads from the frozen ground where May had planted the bulbs. Tender and fair as a baby's hand, and white as the new-fallen snow, the brave little blossoms came with the first breath of spring.

"How could they do it?" cried May. Who is wise enough to tell?



Draw the jonquil, and describe it.

Tell about the bulb, the leaves, and the blossom.

Do you know any plant that grows from a bulb?

If you do, write about that plant too.

Perhaps you will plant a bulb, and see the leaves grow.

LESSON 150

SNOWDROPS

Here are snowdrops like those which May planted. Tell all that you can about them.



THE VIOLET

Down in a green and shady bed
A modest violet grew;
Its stalk was bent, it hung its head,
As if to hide from view.

And yet it was a lovely flower,
Its color bright and fair;
It might have graced a rosy bower,
Instead of hiding there.

Yet there it was content to bloom,
In modest tints arrayed,
And there it spreads its sweet perfume
Within the silent shade.

Then let me to the valley go,
This pretty flower to see,
That I may also learn to grow
In sweet humility.

Study the poem, so that you can read it in the class.

Choose five hard words from "The Violet," on page 101, and put them in five good sentences. Select the words which you do not often use, and try to learn how to use them.

LESSON 153

What words might you use instead of stalk? lovely? bloom? silent? perfume? shade? view?

LESSON 154



Draw this cup and saucer, and make up a story about them.

FOR WRITING



Rosa Bonheur

CHANGING PASTURE

Here are some Scottish shepherds taking their sheep in the big, wide boat across the lake from one pasture to another. How strong the boatmen are! How kind and careful the old shepherd seems.

1. What do you see in the picture?
2. What can you tell about the country?
3. Describe the boat.
4. Tell what you can of the shepherds.
5. Describe the sheep.

For Reading



THE LITTLE BOY AND THE SHEEP

Lazy sheep, pray tell me why
In the pleasant field you lie,
Eating grass and daisies white
From the morning till the night;
Everything can something do,
But what kind of use are you?

Nay, my little master, nay;
Do not serve me so, I pray;
Don't you see the wool that grows
On my back to make your clothes?

Cold, ah, very cold you 'd be,
If you had not wool from me.

True, it seems a pleasant thing
Nipping daisies in the spring,
But what chilly nights I pass
On the cold and dewy grass,
Or pick my scanty dinner where
All the ground is brown and bare!

Then the farmer comes at last,
When the merry spring is past,
Cuts my woolly fleece away
For your coat in wintry day.
Little master, this is why
In the pleasant fields I lie.

LESSON 157

Copy from Lesson 156 the words that describe

1. The daisies.
2. The fleece.
3. The day.
4. The fields.
5. The spring.
6. The dinner.
7. The nights.
8. The grass.
9. The master.

For Reading and Talking

Here is a long language lesson written by a boy in the third grade. It is in two parts. In the first part he plays that he is a fish and wishes he could be a boy. In the second part he plays that he wants to be a fish.

PART I

I am no longer a boy. I am a fish.

I live in the salt water. I like to live there. I have water as much as I want. I have so much fun with my friends. I have thousands of friends.

I 'd rather be a boy than a fish. The boys can climb trees, and I can't. The boys could play ball and climb fences, and I can't. The boys can eat apples and oranges, and I eat worms. They see the pretty flowers and see the trees. I only see my friends the fishes. That 's all I could see, but I am very happy with my friends. Bears like me. They catch me in the north. I see seals there.

PART II

I am no longer a little fish. I am a boy. My name is Edward French.

I wear a brown suit. I have green trousers. I have hands. I have a face. I have two fine pair of horses. They run very fast. They are my feet. I do not need any real horses.

I 'd rather be a fish because I 'd have a playful time with my friends. We duck ourselves. We see great steamboats. We think that we may have to lose our lives.

See if you can correct some of the mistakes in Edward's lesson.

LESSON 159

Play that you are a bird and would like to be a boy or girl.

LESSON 160

Play that you would like to be a bird, and tell why.

For Talking and Writing



If you live in Florida or in California, you have seen trees like these. If you live in Maine or in Ohio, they will seem very strange to you.

Palm trees grow only in warm countries. They could not live through the winter in a land of snow and ice. You will travel north to see pine trees, and south to see palm trees.

Draw a picture of a palm tree, and a picture of the tree you know best. Tell in what ways they are different.



These pine trees grew in New Hampshire. Perhaps such trees grow near your home.

Write all you can about the pine tree.

1. What are the leaves of the pine tree called?
2. What is the shape of the leaves?
3. What do you know about the bark of the pine tree?
4. What is its fruit?
5. What do you know of its wood?

(If you do not know pine trees, write about some other tree.)

Tell the differences between the apple tree or the birch tree and the pine tree.

LESSON 164

Name all the trees you know, and tell something about each tree.

LESSON 165



Lombardy Poplars

Draw these trees, and write about them.

WHAT THE SPARROW CHIRPS

I am only a little sparrow,
A bird of low degree;
My life is of little value,
But the dear Lord cares for me.

I fly through the thickest forests,
I light on many a spray;
I have no chart or compass,
But I never lose my way.

And I fold my wings at twilight,
Wherever I happen to be;
For the Father is always watching,
And no harm will come to me.

Learn the poem by heart.

LESSON 167

Tell a stranger just how he could find his way to your schoolhouse from the railway station.

Copy this verse, and learn it by heart:

Whichever way the wind doth blow,
Some heart is glad to have it so.
So blow it east or blow it west,
The wind that blows, that wind is best.

LESSON 169

For Writing

What are the names of the winds? Where does the north wind come from? the east? the south? the west? Which is the warm wind? Which wind brings the rain? What work does the wind do? What harm may it do?

In old days corn was ground by a windmill. Here is a picture of one. The great arms move around when the wind blows. Draw the picture.



LESSON 171

Use each of these words in a sentence. Afterwards you may read the sentences in the class, and ask others to spell the words.

hear	be	see	by	sale
here	bee	sea	buy	sail

LESSON 172

Learn to spell these words and to use them in sentences.

some	sun	beet	two	I
sum	son	beat	too	eye

For Reading and Talking



TWO PICTURES

An old farmhouse, with meadows wide,
And sweet with clover on each side;
A bright-eyed boy, who looks from out
The door, with woodbine wreathed about,
And wishes his one thought all day:
"Oh, if I could but fly away
From this dull spot, the world to see,
How happy, happy, happy,
How happy I should be!"

Amid the city's constant din,
A man who round the world has been,
Who, 'mid the tumult and the throng,
Is thinking, thinking all day long,
"Oh, could I only tread once more
The field-path to the farmhouse door,
The old green meadows could I see,
How happy, happy, happy,
How happy I should be!"

This poem shows you two pictures, but they are not painted pictures. The words are meant to make you think the pictures.

What do you see in the first picture? What is the boy in the picture saying?

The man in the second picture is the boy of the first picture. Tell what you see in the second picture. What is the man saying?

LESSON 174

Draw the farmhouse, and write about it.

For Reading and Talking



Do you like to travel? Would you like to take a journey with a water drop?

Now it is riding in the dark cloud which you see far up in the sky.

Now it comes tumbling down, down, down, into the heart of the woods. It falls on the tree top and drips down the leaves to the green moss below.

Now it hides away in the ground beneath and creeps along until it finds the hurrying brook.

Now it dances along with its comrades in the brook over pebbles and rocks, past fields and meadows, until it finds the river.

Now it is swept along in the broad, strong river until it finds the sea.

Will it rest in the sea? No; once again it goes forth. This time it is lifted high in the air until it reaches the cloud again. You can see the raindrop falling, but you cannot see it rise from the sea to the cloud.

LESSON 176

Write these sentences, and fill the blank spaces with the words which you think belong in them.

Sugar is sweet, but vinegar is ——.

Iron is heavy, but cotton is ——.

A horse is large, but a mouse is ——.

A plank is thick, but a card is ——.

A stone is hard, but —— is ——.

The telegraph pole is tall, but the gate-post is ——.

This fruit is good, but that is ——.

Mary is merry, but Kate is ——.

For Talking and Writing

Children often write in short, stiff sentences when they are learning to write. But you are now wise enough to use the longer sentence, as older people do.

A book is under the table.

I want that book.

These two sentences are correct, but they do not sound well. They seem stiff and abrupt. This is better:

I want the book which is under the table.

Think how these sentences sound:

1. James ran all the way to school.
   He was afraid that he would be late.
2. James ran all the way to school because he was afraid that he would be late.

Which do you like?

Make another sentence, using "because" in it.

Observe these sentences:

1. Oranges grow in California.
   Apricots grow there too.
2. Oranges and apricots grow in California.

The one longer sentence is smoother and better than the two short ones, for the thoughts belong together.

LESSON 178

For Talking or Writing

Put these sentences together in any way that seems to you good.

1. Simple Simon met a pieman.
   The pieman was going to the fair.
2. The ship sails into the harbor.
   The harbor is under the hill.
3. The fire bell sounded its alarm.
   The fire horses rushed down the street.
4. The bucket was old.
   It was made of oak.
   It hung in the well.

For Reading and Talking

THE MILLER OF THE DEE

There dwelt a miller, hale and bold,
Beside the river Dee;
He worked and sang from morn till night,
No lark more blithe than he;
And this the burden of his song
Forever used to be:
"I envy nobody, no, not I,
And nobody envies me."

"Thou 'rt wrong, my friend," said good King Hal, —
"As wrong as wrong can be, —
For could my heart be light as thine,
I'd gladly change with thee;
And tell me now, what makes thee sing,
With voice so loud and free,
While I am sad, though I 'm the king,
Beside the river Dee."

The miller smiled and doffed his cap:
"I earn my bread," quoth he;
"I love my wife, I love my friend,
I love my children three;
I owe no penny I cannot pay;
I thank the river Dee,
That turns the mill that grinds the corn
That feeds my babes and me."

"Good friend," said Hal, and sighed the while,
"Farewell, and happy be;
But say no more, if thou 'dst be true,
That no one envies thee:
Thy mealy cap is worth my crown,
Thy mill, my kingdom's fee;
Such men as thou are England's boast,
O miller of the Dee!"



For Talking

Read "The Miller of the Dee."

Where did this miller live? What kind of a miller was he? What did he do from morning until night? What was his song? Who came to talk with the miller? What did he say? Why did the king envy the miller? How did the miller answer the king?

Which was happier, the king or the miller? What does the king have that the miller cannot have? What can the miller do that the king cannot do?

See if you can play "The Miller of the Dee." Let somebody be the miller and somebody be the king.

LESSON 181

See if you can tell the story of "The Miller of the Dee." Use these words in sentences:

envy	boast	kingdom	bold
lark	doffed	sighed	dwelt



Anna Burns sent a primrose plant to Ruth Eliot. Anna likes primroses, and she thought Ruth would enjoy watching the opening blossoms and that she would like to take care of the plant and make it grow. Would you not like such a gift?

Write the note which you think Anna sent with the primrose.

LESSON 183

Write the note which Ruth sent to Anna thanking her for the primrose.

LESSON 184

Play that you are very rich, and that you are sending a pony and cart to a little lame boy so that he may ride every day. Write the letter which you will send to the little boy.

I know a school where the children like to use new words. They say that learning a new word is like finding a new flower, or having a new toy to play with. One of the children wrote this lesson. He was learning to use the word "merrily":

MAY 3, 1906.

The wind is playing merrily. He is waving the branches and the little grasses.

Would you like to learn new words? Here are some for you to use in sentences:

lovely	sturdy
earnest	innocent
excited	modest
delicate	arrayed

LESSON 186

Find ten hard words in your reading book. Copy them and bring to the class to be used in sentences.

FOR TALKING AND WRITING



This is a picture of a cottage in England. It is not like the houses which we see every day.

Study the picture, then tell all that you see in it.

LESSON 188

Write about the house you live in.

1. Where is it, and what is it made of?
2. How many rooms has it?
3. What more can you tell about it?

To Learn by Heart

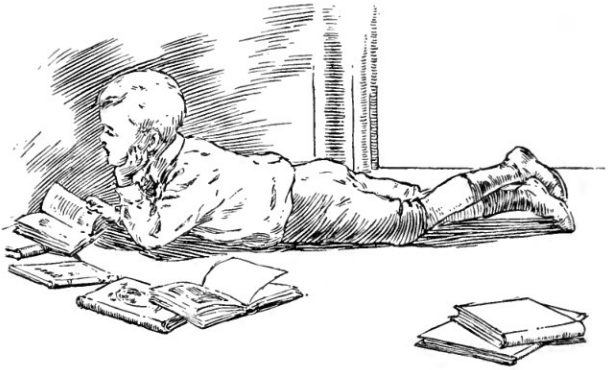

THE LAND OF STORY BOOKS

At evening when the lamp is lit,
Around the fire my parents sit;
They sit at home and talk and sing,
And do not play at anything.

Now, with my little gun, I crawl
All in the dark along the wall
And follow round the forest track
Away behind the sofa back.

There in the night, where none can spy,
All in my hunter's camp I lie,
And play at books that I have read,
Till it is time to go to bed.

These are the hills, these are the woods,
These are my starry solitudes;
And there the river by whose brink
The roaring lions come to drink.

So, when my nurse comes in for me,
Home I return across the sea,
And go to bed with backward looks
At my dear land of story books.

From "Poems and Ballads." Copyright, 1895, 1896, by Charles Scribner's Sons.



DEC 7 1906

LIBRARY OF CONGRESS
0 003 238 187 A