WE MAKE GREEN ENERGY STRONG


**Germany Office**

**Address** STRONG Digital GmbH
Von Werth Strasse 1
50670 Cologne
Germany

**E-mail** info_de@strong-energy.eu
**Website** www.strong-energy.eu
**Call** +49 221 2920 1070

**Romania Office**

**Address** Strada Emil Racoviță 25,
București 041753
Romania

**E-mail** contact_ro@strong-energy.eu
**Website** www.strong-eu.com
**Call** +40 778 706 799


STRONG Energy

# Residential & Portable Energy Storage System

## Product Brochure

reddot

# BRANCHES

- FRANCE (OPERATIONAL HQ)
- GERMANY
- ROMANIA
- POLAND
- ITALY
- IBERIA (Spain + Portugal)
- AUSTRIA
- UNITED KINGDOM
- TURKEY
- UKRAINE
- SCANDINAVIA (Denmark + Norway + Sweden + Finland + Baltics)
- CEE (Czech + Slovakia)





# About STRONG Energy

Strong Energy, as part of the **Strong Group**, has been deeply rooted in the European market **since 1986**, serving more than **20 million European families**. Building on the advantages and experience of its parent company Skyworth in the field of new energies and its locally based European service team, Strong Energy began introducing inverters, energy storage batteries and system solutions in Europe from mid-2023, following the trend of clean energy development to make a positive contribution to global environmental protection.

Strong Energy's parent company **Skyworth** is already world-renowned as a consumer electronics company for its smart TVs, digital set-top boxes and other products. The company employs more than **40,000 people** worldwide, encompasses **20 national high-tech companies** and two publicly listed companies. With its powerful intelligent manufacturing, system integration and supply chain management capabilities, the company entered the household photovoltaic market in 2020, has accumulated more than 5 GW of power plant construction experience and is recording rapid market growth. More than 200,000 household photovoltaic power plants have already been built and connected to the grid in China.

# Our Mission

Strong Energy started in mid-2023 with the introduction of inverters, energy storage batteries and system solutions in Europe. We follow the trend of clean energy development and make a positive contribution to global environmental protection – for the present and the future.

## Why STRONG Energy?

We Make Green Energy Strong

### Service

We give our customers confidence and security based on our high-quality requirements. Our local Germany team offers 360° premium quality in pre-sales and after-sales support.

### Experience

As part of the Strong Group, we have been deeply rooted in the European market since 1986, supporting more than 20 million European families. We are a fast-growing group with more than 5 GW of experience in photovoltaic construction from our parent company Skyworth.

### Strong Capacity

Our production capacity allows us to manufacture over 20,000 photovoltaic systems in a single month.

### Single Source

We offer our customers, tailor-made clean energy solutions and comprehensive services from a single source.




*Pictures may differ from real products



# **Alfred** Three Phase Hybrid All-in-one

## CRHxST-10KW | 7.2~24kWh Datasheet

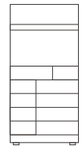

## Specification

| Model | CRHxST-10KW | | |
|---|---|---|---|
| **System Parameters** | | | |
| Number of Batteries | 3~10 (Backup power derated when ≤ 4) | | |
| Battery Total Energy | 7.2-24kWh | | |
| Degree of Protection | IP65 | | |
| Operation Temperature Range | -10℃~55℃ | | |
| Allowable Relative Humidity Range | 5%~95% | | |
| Max. Operating Altitude | 4000m | | |
| Weight (Standard Package) | 215.3kg / 6 batteries | | |
| Dimensions (W)x(H)x(D) (Standard Package) | 780x1660x240mm / 6 batteries | | |
| Display | APP & LED indicator | | |
| Communication | RS485/CAN (for BMS), RS485, USB, Ethernet, RS485 (for Meter), Optional: Wi-Fi/GPRS/LAN | | |
| **Inverter Module** | | | |
| Nominal AC Output Power | 10,000W | | |
| Max. AC Apparent Power | 11,000VA | | |
| Max. AC Output Power (PF=1) | 11,000W | | |
| Max. AC Output Current | 3*16.7A | | |
| Nominal Grid Voltge | 3/N/PE, Three Phase 380V / 400V / 415V | | |
| Grid Voltage Range | 260V-520V (Adjustable) | | |
| Nominal Output Frequency | 50Hz/60Hz | | |
| Nominal Load Output Power | 10,000W | | |
| Nominal Load Output Current | 3*15.2A | | |
| Peak Output Apparent Power (10S) | 15,000VA | | |
| Max. PV Input Power | 15,000W | | |
| Max. PV Voltage | 1000V | | |
| Start-up Voltage | 150V | | |
| MPPT Voltage Range | 160V-950V | | |
| Max. Input Current Per MPPT | 20A/30A | | |
| Max. Short Circuit Current | 30A/40A | | |
| No. of MPPT | 2 | | |
| Transfer Time | <10ms | | |
| Max. Efficiency (PV to AC) | 98.4% | | |
| European Efficiency (PV to AC) | 97.9% | | |
| Dimension (W) x (H) x (D) | 780x580x240mm | | |
| Weight | 47. 3kg | | |
| **Battery Module** | | | |
| Battery Type | LFP | Max.Charge / Discharge Power | 2,400W / 2,400W |
| Rated Energy | 2. 4 kwh | Dimension (W) x (H) x (D) | 780 x 140 x 240mm |
| Max.Charge / Discharge Current | 50A / 50A | Weight | 25 kg |
| **Certification** | | | |
| Grid | VDE4105, IEC61727/62116, AS4777.2, EN50549-1, C10/11, G98/G100, CEI 0-21, PPDS, RD1699/661/647/413, UNE217002 | | |
| Safety | IEC62109-1&2, IEC62477-1 | | |
| Warranty | 5 Years (10 Years optional) | | |

## Features

### All-in-one Integrated



- Guaranteed compatibility between inverter and batteries.
- 1C battery modules for flexibility of capacity as per needs.
- Integrated SwitchBox with ultra reliable power for whole house.
- IP65 enclosure for indoor and outdoor installation.

### Advanced Energy Management



- Realtime management on mobile App from anywhere.
- Multiple working modes and flexible customized settings built-in.

### Super Silent Furniture-like Design



- Super silent for indoor use.
- Ultrathin design cherishes space integrity.
- Light luxury interior decor aesthetics.

### Innovative Easy Installation & Maintainance



- Super easy installation like building bricks.
- Enhanced reliability and easy maintenance.




*Pictures may differ from real products



# **Alfred** High Voltage Stackable ESS
## CRJxST-9.6~33.6kWh Datasheet

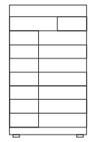

## Specification

| | |
|---|---|
| **Battery Module** | |
| Battery Model | **CR10ST-2400Wh** |
| Battery Type | LFP (Lithium-ion) 50Ah |
| Battery Module Capacity | 2.4kWh |
| Module Operating Voltage Range | 43.5-54.75Vdc |
| Max. Charge/Discharge Current | 50A/50A |
| Max. Module Charge/Discharge Power | 2,400W/2,400W |
| Dimensions (W)x(D)x(H) | 780x140x240mm |
| Module Weight | 25kg |
| **System Parameters** | |
| System Model | **CRJxST-9.6~33.6kWh** |
| Battery Scalability | 4-14 |
| System Energy | 9.6~33.6kWh |
| System Efficiency | 92% |
| BMS Communication | RS485 / CAN |
| Protection Category | Class I |
| Protections | Overvoltage Protection, Overcurrent Protection, Over Temperature Protection, Short-circuit Protection |
| Cooling Method | Natural Cooling |
| Ingress Protection | IP65 |
| Operating Temperature | -10°C~50°C ( >45°C derating) |
| Operating Humidity | 5%-95% |
| Storage Temperature | -20°C~45°C |
| Max. Operating Altitude | 4,000m (>2,000m derating) |
| Certifications | UN38.3, MSDS, IEC62619, VDE-2150, EMC, RoHs |

## Features

### Excellent Power Performance

- 50A Charging / Discharging Current.
- Scalable between 9.6kWh~33.6kWh.
- High Voltage Battery with high efficiency up to 92%.

### >10000 Cycles

- Long cycle life with 10000 cycles.
- @ 0.2C discharge to 95% DOD with EOL >65%.

### Innovative Batteries

- Small size modularized battery design.
- Wire-free design for easiest installation.
- Flexible battery capacity as per need.

### Environmental Nice

- IP65 design for outdoor installation.
- RedDot Awards desigh nice for home decoration aesthetics.

### High Reliability

- Reliable Lithium Ion battery adopted.
- Comprehensivice electrical protections.
- Fire suppresion built in battery modules.
- 10 Year Warranty.




*Pictures may differ from real products

Product Image of CRC2SW



# **EBricks** Low Voltage Stackable ESS
## CRCxST-5~20kWh Datasheet



## Specification

| **Battery System** | | | | |
|---|---|---|---|---|
| Model | **CRC1ST** | **CRC2ST** | **CRC3ST** | **CRC4ST** |
| Stacking Method | 1 | 2 | 3 | 4 |
| Scalability | 5.12 kWh | 10.24 kWh | 15.36 kWh | 20.48 kWh |
| Nominal Capacity | 51.2 Vdc | | | |
| Nominal Voltage (Vdc) | 40 ~ 58.4Vdc | | | |
| Operating Voltage Range (Vdc) | 100A / 120A | 150A / 150A | 150A / 150A | 150A / 150A |
| Max. Charge/Discharge Current | 5,000W / 6,000W | 10,000W / 12,000W | 10,000W / 12,000W | 10,000W / 12,000W |
| Max. Charge/Discharge Power | 690 x 160 x 660 | 690x 160 x 1080 | 690 x 160 x 1500 | 690 x 160x 2340 |
| Dimensions (W) x (D) x (H)mm | 54.5 kg | 102.5 kg | 150.5 kg | 195.5 kg |
| System Weight | RS485/CAN | | | |
| Communication Method | IP65 | | | |
| Ingress Protection | Short Term: -20°C~60°C, Long Term: 40% SOC @ 0°C~25°C | | | |
| Storage Temperature | Charging: -15°C~55°C (Self-warming when <0°C) | | | |
| Opreating Temperature | Discharging: -20°C~60°C | | | |
| Opreating Ambient Humidity | 5% - 95% (No Condensation) | | | |
| Operating Altitude | ＜2,000m | | | |
| Certification | IEC62619 / UN38.3 / CE-EMC / IEC60730-1 | | | |

| **Battery Module** | |
|---|---|
| Battery Type | LFP |
| Rated Capacity | 5.12kWh |
| Rated Voltage | 51.2Vdc |
| Operating Voltage Range | 40 ~ 58.4Vdc |
| Max. Charge/Discharge Current | 100A / 120A |
| Dimension (W) x (D) x (H) | 690 x160 x 450/420 mm |
| Weight | 48 kg |

## Features

### Excellent Power Performance

- High performance LFP battery cells.
- 5kWh single battery pack, scalable upto 20kWh.
- Wire-free modular design for super easy installation.

### Smart Management

- RS485/CAN communication with inverter for remote management.
- Direct connection to internet for remote upgrade and maintanance.

### Environmental Adaptive

- IP65 protection for indoor and outdoor.
- Operating temperature -15°C~ 55°C.
- Ultra-thin 160mm thickness saving space.

### Quallity Guarenteed

- 5 Year Warranty (10 year optional)

### Reliable BMS

- Robust Battery Management System ensures stable and long term operation.
- Comprehensive safety mechnism built-in.




*Pictures may differ from real products



# **Mini-EBricks** Low Voltage Stackable ESS
## CRMxST-5kWh~15kWh Datasheet



## Specification

| | |
|---|---|
| **Battery Stack** | |
| Battery Type | LFP |
| Battery Capacity | 2.56kWh per module (stackable from 2 to 6) |
| Max. Charge/Discharge Power per battery pack | 2500W/2500W |
| Max. Charge/Discharge Current per battery pack | 50A/50A |
| Rated Battery Voltage (Pack & Stack) | 51.2Vdc |
| Battery Distribution Unit (BDU) | 120A with DC Breaker |
| Cycle Life | 6000 cycles @25℃ with 0.5C DOD-90% EOL-70% |
| Fire Suppression System | Aerosol Extinguisher Embeded |
| Ingress Protection | IP65 |
| Operating Temperature | Charge: -10~50℃, Discharge: -20~55℃ |
| Dimension (W)x(H)x(D) | BDU: 380x330x180mm |
| | Battery pack: 380x340x243mm |
| | Base: 380x340x100mm |
| Weight | 25kg per pack |
| **Battery Distribuition Unit** | |
| Rated DC Voltage | 52 Vdc |
| Rated DC Current | 120 A |
| Communication | RS485/CAN |
| DC Breaker | Yes |
| Display | LED Indicator |
| Operating Temperature | -20~60℃ |
| Dimession (W)x(H)x(D) | 380x180x330mm |

## Features

### Easy & Flexible Installation

- Lightweight, stackable 25kg modules, supporting floor-standing or wall-mounted placement for effortless one-person setup anywhere in the home.

### Ultimate Home Safety

- Grade A battery cells with highly reliable BMS, further enhanced by built-in aerosol fire protection in every module for total peace of mind.

### Customizable Visual Design

- Tailored decorative panels, perfectly matching personalized home aesthetics.

### High-efficiency Performance

- High 0.75C charge/discharge rate, enabling greater power output while optimizing overall system cost.




*Pictures may differ from real products

Product Image of MAX LV



# **Max LV** 16kWh Battery ESS
## CR12ST-16KWH Datasheet



## Specification

| **System Parameters** | |
|---|---|
| Battery Type | $LiFePO_4$ |
| Rated Capacity | 16.076kWh |
| Usable Capacity | 15.272 kWh (DOD 95%, 0.5C) |
| Rated Voltage | 51.2V |
| Operating Voltage Range | 40~58.4V |
| Rated Charging Current | 150A |
| Rated Discharging Current | 150A |
| Max. Pulse Dicharging Current | 300A @1s |
| Balancing Method | Passive Balancing |
| Cycle Life | ≥8000 cycles @ 25°C with 0.5C 70%EOL |
| Communication | RS485/CAN |
| Operating Temperature | Charging:-20°C~55°C / Discharging: -20°C~60°C |
| Storage Temperature | -20°C~45°C |
| Operating Humidity | 5~95% |
| Operating Altitude | ≤3000m |
| Thermal Management | Natural Cooling / Active Warming |
| Ingress Protection | IP65 |
| Parallel Connection | ≤8 |
| Indicator | LED (showing SOC and charging status) |
| Remote Management | Over-the-air upgrade, Realtime management via App & Web |
| **General Information** | |
| Weight | Approx. 125kg |
| Dimension (W)x(D)x(H) | 550x266x863mm (With wheels) Loading capacity: 108 PCS per 20' GP container |
| Mounting Method | Floor-Stand (with lock castors) |
| Certification | UN38.3, MSDS, IEC62619, EMC, etc. |

## Features

### Excellent Performance

- 16.076kWh Capacity with 314Ah.
- 8000 Cycle Life with EOL 70% @0.5C.
- 0.5C Charge/0.5C Discharge Performance.
- Parallel Connection up to 8 units / 128kWh.

### Smart Manage

- Realtime monitoring via App & Web.
- RS485/CAN to inverters.
- Passive Balancing.
- Over-the-air upgrade.

### Safety

- High reliable lithium battery cell adopted.
- Advanced BMS integrated for realtime monitoring and protection.
- Aerosol fire suppresion unit optional for enhanced safety.

### Applicability

- IP65 design perfectly fits wide range of operating environment.
- Lock castors ensures easy moving while installation.

### Reliability

- Natual Cooling with higher efficiency and longer life span.
- Commprehensive electrical protection design avoiding danger from lightening, over voltage/current, leakage, electrostatic interference, etc.




Pictures may differ from real products



# **Niels** Three Phase Hybrid Inverter

## CVGMSW-20KW3P/CVGNSW-30kW3P Datasheet

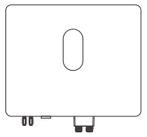

## Specification

| Model | CVGMSW-20kW3P | CVGNSW-30kW3P |
|---|---|---|
| **On-Grid AC** | | |
| Nominal AC Output Power | 20,000 W | 30,000 W |
| Max. AC Apparent Power | 22,000 VA | 33,000 VA |
| Max. Single Phase Power | 10,000 W | 11,000 W |
| Max. AC Output Current | 3 * 33.4 A | 3 * 50.1 A |
| Nominal Grid Voltage | 380V / 400V / 415V, 3L+N+PE | |
| Grid Voltage Range | 260V - 520V (Adjustable) | |
| Nominal Output Frequency | 50Hz / 60Hz | |
| **Off-Grid AC** | | |
| Nominal AC Output Power (Off-grid) | 20,000 W | 30,000 W |
| Max. Single Phase Power | 10,000 W | 11,000 W |
| Nominal Output Current (Off-grid) | 3*30.3 A | 3*45.5 A |
| Nominal Output Voltage (Off-grid) | 380V / 400V / 415V, 3L+N+PE | |
| Nominal Output Frequency (Off-grid) | 50Hz / 60Hz | |
| Transfer Time | < 10ms (tipical) | |
| **PV Input** | | |
| Max. PV Input Power | 30,000 Wp | 45,000 Wp |
| MPPT Voltage Range | 160 ~ 950 V | |
| Max. PV Voltage | 1,000 V | |
| Start-up Voltage | 150 V | |
| No. of MPPT | 2 (2/2) | 3 (2/2/2) |
| Max. PV Input Current per MPPT | 30A / 30A | 30A / 30A / 30A |
| Max. Short Circuit Current per MPPT | 40A / 40A | 40A / 40A / 40A |
| **Battery** | | |
| Battery Type | LFP (Lithium-ion) | |
| Battery Voltage Range | 150V-800V | |
| Max. Charge/Discharge Current | 50A / 50A | |
| Max. Charge/Discharge Power | 24,000W / 22,680W | 30,000W / 34,000W |
| **General** | | |
| Efficiency | Max. (PV to AC): 98.2%, Euro. (PV to AC): 97.9%, Max. (BAT to AC): 98.0% | |
| Protection Category | Class I | |
| Protections | Anti-islanding, AC Over Voltage/Current Protection, AC Short-circuit, DC Reverse, Leakage Current, PV Insulation Detection, SPD DC Type II, AC Type II, AFCI, RSD | |
| Display & Management | LCD & Wireless & APP & Cloud | |
| Cooling Method | Natural Cooling | |
| Ingress Protection | IP66 | |
| Operating Temperature | -25°C ~ 60°C ( >45°C derating) | |
| Operating Humidity | 0% ~ 100% | |
| Dimensions (W)x(D)x(H) | 660x570x230mm | |

Remarks: The range of output voltage and frequency may vary depending on different grid codes. Specifications are subject to change without advanced notice.

## Features

### High Reliability

- Key components from international renowned brands.
- IP66 protection rating, ensuring adaptability to complex outdoor environment.
- Multiple built-in protections, with optional AFCI.

### Intelligent Maintenance

- Quick commission via mobile app, 24/7 remote monitoring, configuration and upgrade.
- Advanced energy management mechanism, with multiple built-in working modes and flexible customized settings.

### Excellent Performance

- Maximum efficiency of 98.4% and battery efficiency of 98.0%.
- Large MPPT current, compatible with high-power solar panels.
- Supporting continuous overload capacity of 110% and unbalanced output.
- Maximum battery charge/discharge current of 2*75A.
- Advanced parallel function.




Pictures may differ from real product



# **Stanley** Single Phase Hybrid Inverter

## CVM6ST-6KW Datasheet



## Specification

| **Model** | CVM6ST-6KW |
|---|---|
| **Efficiency** | |
| Max. Efficiency (PV to AC) | 97.3% |
| Eur. Efficiency (PV to AC) | 96.8% |
| Max. Efficiency (BAT tO AC) | 94.3% |
| **Input (PV)** | |
| Max.PV Input Power | 10,000W |
| Max. PV Voltage | 550V |
| Start-up Voltage | 90V |
| MPPT Operating Voltage Range | 70V-540V |
| Max. Input Current per MPPT | 18A/18A |
| Max. Short Circuit Current per MPPT | 20A/20A |
| String per MPPT | 1/1 |
| Nos. of MPPT | 2 |
| **Input/Output (BAT)** | |
| BatteryType | Lithium-ion/Lead-acid |
| Nominal Battery Voltage | 48V |
| Battery Voltage Range | 40V-65V |
| Max. Charge/Discharge Current | 135A/135A |
| Max. Charge/Discharge Power | 6,000W/6,000W |
| **Output (Grid)** | |
| Nominal AC Output Power | 6,000W |
| Max. AC Output Apparent Power | 6,600VA |
| Max. AC Output Power (PF=1) | 6,000W |
| Max. AC Output Current | 28.7A |
| Nominal Grid Voltage | 220V/230V/240V, L+N+PE |
| Grid Voltage Range | 150V-300V (Adjustable) |
| Nominal Grid Frequency | 50Hz/60Hz |
| Grid Frequency Range | 45Hz-55Hz / 55Hz-65Hz (Adjustable) |
| Power Factor | >0.99 @rated power (Adjustable 0.8 LD-0.8 LG) |
| THDI | <3% (Rated Power) |
| **Output (Backup)** | |
| Nominal Output Power | 6,000W |
| Nominal Output Current | 27.3A/26.1A/25.0A |
| Peak Output Apparent Power | 120% @ 1min, 166% @ 10s |
| Nominal Output Voltage | 220V/230V/240V, L+N+PE |
| Nominal Output Frequency | 50Hz/60Hz |
| Transfer Time | <10ms (typical) |
| THDV | <3% @100% R Load |
| **Certification** | |
| Safety | IEC/EN 62109-1&2 |
| Grid | IEC 61727/62116/61683/60068, G98/G99/G100, VDE4105, EN50549-1/-10, CEI 0-21, C10/11 |
| **Warranty** | 5 Years (10 Years optional) |

| **Protection** | |
|---|---|
| Protection Category | Class I |
| DC Switch | Yes |
| Anti-islanding Protection | Yes |
| AC Overcurrent Protection | Yes |
| DC/AC Overvoltage Protection | DC Type II, AC Type III |
| AC Short Circuit Protection | Yes |
| DC Reverse Protection | Yes |
| Surge Arrester | DC Type III, AC Type III (Type II Optional) |
| Insulation Resistance Detection | Yes |
| Leakage Current Protection | Yes |
| Generator | Optional |
| **General** | |
| Max. Operating Altitude | 4000m (>2000m derating) |
| Ingress Protection Rating | IP65 |
| Operating Temperature Range | -25°C~60°C (>45°C derating) |
| Relative Humidity | 0-100% |
| Cooling Method | Natural Cooling |
| Mounting | Wall bracket |
| Dimensions (W)x(H)x(D) | 377x452x206mm |
| Weight | 20kg |
| **HMI & COM** | |
| Display | Bluetooth & APP + LCD |
| Communication Interface | RS485/CAN (for BMS), RS485, |
| | Ethernet, DRM/RS485 (for Meter), |
| | Optional: Wi-Fi/LAN |

Remarks: The range of output voltage and frequency may vary depending on different grid codes. Specifications are subject to change without advanced notice.

## Features

### Excellent Performance

- Support high power PV panel with 18A PV input current.
- Max battery charge/discharge current of 135A.
- Continuous 110% of nominal AC power.



### High Flexibility

- Support 40-65V Lithium or Lead-acid battery.
- Max. 9 units parallel for on-gird and off-gird operation.
- Support generator/smart load/AC coupling.
- Plug and play for easy installation.



### Safety & Reliability

- IP65: Indoor or outdoor installation.
- Seamless transition to backup mode, for protection against power outages.
- Multiple built-in protections.



### Intelligent Maintenance

- Intelligent Management, local & remote monitoring.
- 3 application modes, mixed with battery scheduling.
- 4.3" LCD color touchscreen, easy to operate.






Pictures may differ from real products



# **Porter** Single Phase String Inverter
# CVV1ST-3K68 Datasheet



## Specification

| Model | CVV1ST-3K68 |
|---|---|
| **Efficiency** | |
| Max. Efficiency | 98.2 % |
| European Efficiency | 97.3 % |
| **Input (PV)** | |
| Max. Input Voltage | 550 V |
| Max. PV Configuration (STC) | 150 % |
| Rated Input Voltage | 360 V |
| Max. Input Current | 30A (2*15A) |
| Max.Short Circuit Current | 40A (2*20A) |
| Start Input Voltage | 90 V |
| MPPT Operating Voltage Range | 70V - 540V |
| Max. Number of PV Strings | 2 (1/1) |
| No. of MPPTs | 2 |
| **Output (Grid)** | |
| Rated AC Active Power | 3680 W |
| Max. AC Apparent Power | 4048 VA |
| Max. AC Active Power (PF=1) | 4400 W |
| Max. AC Output Current | 18.4 A |
| Rated AC Voltage | 220V / 230V / 240, L+N+PE |
| AC Voltage Range | 160V - 300V(Adjustable) |
| Rated Grid Frequency | 50Hz / 60Hz |
| Grid Frequency Range | 45Hz - 55Hz / 55Hz - 65Hz (Adjustable) |
| THDI | < 3% (Rated Power) |
| DC Current Injection | < 0.5% In |
| Power Factor | > 0.99 Rated Power (Adjustable 0.8 LD - 0.8LG) |

| Protection | |
|---|---|
| DC switch | Support |
| Anti-islanding protection | Support |
| AC overcurrent protection | Support |
| AC short circuit protection | Support |
| DC reverse connection | Support |
| Surge Arrester | AC Type III (Type II optional) / |
| | DC Type III (Type II optional) |
| AFCI | Support |
| Insulation detection | Support |
| Leakage current protection | Support |

| General | |
|---|---|
| Topology | Transformerless |
| IP Rating | IP65 |
| Night Self Consumption | < 1W |
| Cooling | Natural Cooling |
| Operating Temperature Range | -25℃ ~ 60℃ |
| Relative Humidity Range | 0 - 100% |
| Max. Operating Altitude | 4000 m |
| Noise(typical) | 30 dB |
| Dimensions (W) x (H) x (D) | 350 x 347 x 137mm |
| Weight | 8.5 kg |

| HMI & COM | |
|---|---|
| Display | Wireless & APP， LCD |
| Communication | Optional: WiFi / GPRS / RS485 / LAN |
| **Certification** | |
| Safety | IEC 62109-1, IEC 62109-2 |
| Grid Code | DE-AR-N 4105, EN 50549-1, CEI 0-21, UNE 2110001/217002, IEC 61727/62116,IEEE 1547, UL 1741,AS 4777, VDE 0126-1 |
| Warranty | 10 Years |

## Features

### Excellent Performance

- Maximum efficiency of 98.2%.
- Large string current, compatible with large PV modules.
- Wide voltage rage, compatible with various power grids.

### High Reliability

- IP65 protection level for outdoor installation.
- AFCI function integrated to keep safty.
- IP65 Protection adaptable for both indoor and outdoor environment.

### Intelligent Maintenance

- Power consumption monitoring.
- Remote configuration and upgrade.
- Quick commissioning via mobile APP.




*Pictures may differ from real products

Product Image of U1800 Pro



# Portable Power Station

## Basic & Pro Series Datasheet

### Specification



| Model | U2400 Pro | U1800 Pro | U800 Pro | S-2400 | S-1800 | S-800 |
|---|---|---|---|---|---|---|
| Capacity | **2048Wh** | **1024Wh** | **512Wh** | **2048Wh** | **1024Wh** | **512Wh** |
| Rated Power | **2400W** | **1800W** | **800W** | **2400W** | **1800W** | **800W** |
| Ultra Drive | 3000W | 2400W | 1200W | 3000W | 2400W | 1200W |
| AC Output | 2 x 2400W | 2 x 1800W | 2 x 800W | 5 x 2400W | 5 x 1800W | 2 x 800W |
| USB-C | 1 x 100W | 1 x 100W | 1 x 100W | 1 x 100W | 1 x 100W | 1 x 100W |
| | 1 x 140W | 1 x 140W | 1 x 140W | 1 x 140W | 1 x 140W | 1 x 140W |
| Mains Electricity Input | 2400W, ≈65minutes | 1200W, ≈58minutes | 550W, ≈99minutes | 2400W, ≈65minutes | 1200W, ≈58minutes | 550W, ≈99minutes |
| Solar Input | 800W, ≈3hours | 500W, ≈2.4hours | 220W, ≈2h | 800W, ≈3hours | 500W, ≈2.4hours | 220W, ≈2h |
| Car Charger Input | 126W, ≈20hours | 126W, ≈10hours | 126W, ≈3.5h | 126W, ≈20hours | 126W, ≈10hours | 126W, ≈3.5h |
| Cell | The capacity of LFP (Lithium Iron Phosphate) is over 80% even after 4000 cycles of usage | | | | | |
| BMS | √ | √ | √ | √ | √ | √ |
| EPS | 20ms | 20ms | 20ms | 20ms | 20ms | 20ms |
| APP | √ | √ | √ | √ | √ | √ |
| Dimension (W) x (H) x (D) | 210x309.5x455mm | 210x309.5x350mm | 185×230×200mm | 210x309.5x455mm | 210x309.5x350mm | 185×230×200mm |
| Weights | ≈22.1kg | ≈14.3kg | ≈7.35kg | ≈22.1kg | ≈14.3kg | ≈7.35kg |
| Lights | √ | √ | √ | √ | √ | √ |
| Audio | Hi-Fi Level Audio | Hi-Fi Level Audio | Hi-Fi Level Audio | -- | -- | -- |
| Voice-activated | AI Intelligent Voice | AI Intelligent Voice | AI Intelligent Voice | -- | -- | -- |
| Screen | 4.3-inch TFT | 4.3-inch TFT | 4.3-inch TFT | 4.3-inch LCD | 4.3-inch LCD | 4.3-inch LCD |
| Warranty | 2-year | 2-year | 2-year | 2-year | 2-year | 2-year |

### Features

#### Artistic Design

Red Dot Award 2024
Sleek Design, Pure Aesthetics

#### Hi-Fi Level Audio[4.]

60Hz-20kHz Frequency Response
DSP-Enhanced Virtual Surround
Bluetooth 5.3 with Dual Connectivity

#### 4.3-inch TFT Display[4.]

Stunning Visual Experience
Responsive Touch Control
Intuitive Multi-Interface

#### LFP & BMS 4000+Cycles

Ensuring Ultimate Safety
4000 Cycle Lifespan,
Durable for 10+ years
Advanced BMS protection

#### Ultra High Power

Rated 1800W | Peak 2400W
Runs 99% Household Devices [1.]

#### 3 Charging Options

AC Outlet ≈58 min[2.]
Solar Input ≈2.2h[2.]
Car Charger ≈10h[2.]

#### EPS Emergency Backup

EPS with 20ms Response

#### App Control

Remote Monitoring
Real-Time Control

#### Easy to Carry

14% Size Reduced[3.]
One Hand Control

#### 2-Year Global Warranty

2-Year Quality Guarantee
Free Repairs for Main Components

Data from Skyworth Labs. 1. 99%=Common Household Devices 2. Volume vs Industry Average 3. Charge Time with 400W Solar Panel 4. Function only for Pro series.




15000mAh Airline Safe

*Pictures may differ from real products

Airline Safe



# VETA 29 Ultra-charge Power Bank
## 15000mAh Datasheet

### Specification

| | | | |
|---|---|---|---|
| Model | S-29 | Low Current Mode | Support |
| Capacity | 15000mAh | Fast Charging Protocol | UFCS, QC3/QC5, FCP, SCP, AFC, |
| Battery Type | 18650 Lithium Ion INR 18650/25P | | PD3.0/3.1, DCP, PPS, Apple 2.4A, VOOC |
| Interface | Type-C1 (140W) IN/OUT (Cable) | Temperature Test | 3000 times per minute |
| | Type-C2 (100W) IN/OUT | Number of Cycles | ≥60% after 300 cycles |
| | USB-A (24W) OUT | Operating Temperature | -20℃~60℃ |
| Maximum Output per Port | 140W | Shell Material | VO PC |
| Maximum Total Output Power | 205W | Charging Cable | Built-in 26cm 140W cable |
| Charging Time | Full charge in 29 mins with 140W charger | Weight | 420g |
| Screen | 1.3-inch TFT color screen | Size | 152x46x45mm |

≈29min*
Fully Charged

*The above data is based on Skyworth laboratory conditions. A 140W power adapter supporting the PD 3.1 protocol is required to achieve a full self-charge in approximately 29 minutes. Actual charging duration may vary depending on environmental conditions and operating states.




Sleek Design
Built-in 140W USB-C Cable



205W Max
Total Output
One Solution for All Your Devices




15000mAh
Capacity

Compatible with PD3.1 & UFCS Protocols
Power 1000+ Devices



Ultra-Wide
Operating Temperature Range
-20℃~45℃



Power Status at a Glance
Full-Color HD
Smart Display



Airplanes &
High-Speed Trains
Travel-Ready






*Pictures may differ from real products



# GaN Charger
## C-140W Datasheet

### Specification

| Model | C-140W |
|---|---|
| Input | 100-240V~50/60Hz 2A |
| USB-C1 Output | 5.0V⎓3.0A/9.0V⎓3.0A/12.0V⎓3.0A/15.0V⎓3.0A/20.0V⎓5.0A/28.0V⎓5.0A (140W Max.) |
| USB-C2 Output | 5V⎓3.0A/9V⎓3.0A/12V⎓3.0A/15V⎓3.0A/20.0V⎓5.0A (100W Max.) |
| USB-C3 Output | 5.0V⎓3.0A/9.0V⎓3.0A/12.0V⎓2.5A/15V⎓2A/20V⎓1.5A (30W Max.) |
| USB-A Output | 5V⎓3A/9V⎓2A/11V⎓25A/12V⎓1.5A (22.5W Max.) |
| Dimensions | 67x38x74 mm |
| Weight | 290g |

### AI Intelligent Display Window

Eye-Catching Original Design That Delights




### Smart Charging Guidance

Real-Time Port Recommendation for Optimal Charging







### 4-Port Charging

Up to 140W Max Output




### Triple Intelligent Temperature Control

Potting Process
AI Temperature Regulation
Active Cooling

### One Charger for the World

Swappable Plug
Global Voltage Support




### Fast Charging Compatibility

UFCS/QC3.0/QC5.0/FCP/SCP/ AFC/PD3.0/PD3.1



Powered by

### Next-Gen GaN Technology




### Firm Wall Plug

Stays Securely in Place



### Slim & Portable

Effortless Storage



# Foldable Solar Panel

## 110W / 220W / 400W Datasheet

### Specification

| Model | 110W | 220W | 400W |
|---|---|---|---|
| Unfolded Dimensions (excluding cable and bag) | 1772±5x430±2x2.3±0.5mm | 2106±5x602±3x2.3±0.5mm | 2463±5x928±3x3.2±0.5mm |
| Folded Dimensions (excluding cable and bag) | 455±5x430±2x35±5mm | 605±5x523±3x40±5mm | 928±5x630±3x29±5mm |
| Folding Quantity | | 4 folds | |
| Battery Type | | TOPcon monocrystalline silicon cells | |
| Maximum Power | 110W | 220W | 400W |
| Net Weight (single product including cable) | 3.3±0.4kg | 5.2±0.5kg | 7.4±0.5kg |
| Photoelectric Conversion Efficiency | | ≈25% | ≈25% |
| Open Circuit Voltage | 22.4V | 21V | 58.8V |
| Operating Current | 6.0A | 12.2A | 8.1A |
| Short Circuit Current | 6.3A | 12.8A | 8.5A |
| Operating Temperature | | -20°C to 60°C | |
| Warranty | | 12 months | |

**Sun Tracker**
3s Quick Setup
Charge at Max Speed



**IP68**
**Waterproof**
Storm & Dust Proof



**3 Angle Adjustments**
Optimize Sunlight
Set Stand to **55°, 45°, 35°**




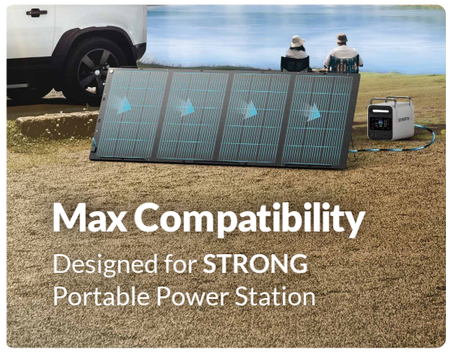

**Max Compatibility**
Designed for **STRONG**
Portable Power Station

**25% Conversion Rate**
Advanced TOPcon Tech
Faster Charging



**Portable & Foldable**
4X Compact Folding
Thinner, Lighter
Built-in Tool Kit




**Plug-and-Play**
MC4 to XT60 Adapter
Compatible with
Most Portable Power Station



**Multi-Panel Linking**
Speed Boost



**Sleek Design**
Oxford Fabric Leather Handles
Strong Clasps



Pictures may differ from real products