MORRIS

C2

25 & 31 FT CONTOUR

25 & 31 FOOT INDEPENDENT OPENER

morris-industries.com

MORRIS

CONTINUE TO SHED TRASH

with the best trash flow design in the industry.

The success of the C2 design comes from maximising the lowest catch point on the opener and reclining the opener shank 12°.

This design allows a taller stubble to be planted and creates a more fluid flow of crop residue around the opener and shank.

THE C2 CONTOUR **READY, SET, GROW**

The C2 Contour independent opener features parallel linkage and easy opener adjustments for ultra-precise seed and fertiliser placement.

Adjustable packing pressure lets you pull through wet areas with ease.
Opener spacing options are 10” and 12”.

UPGRADED ROW UNIT FEATURES

The shank holder has been extended to improve the trip action for faster release off rocks.

The linkage pivots are all 1” chrome pins inside hardened plastic bushings that eliminate steel on steel wear and negate the need for greasing.

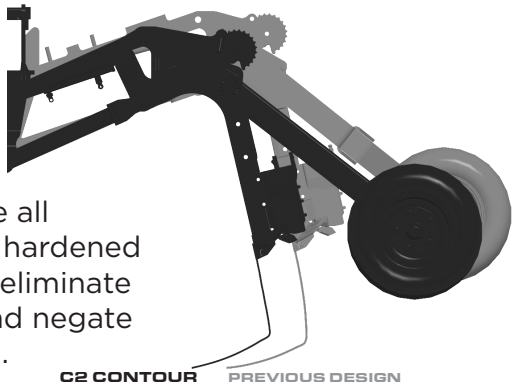

A double acting hydraulic cylinder raises and lowers the opener from working to transport position.



INCREASED DEPTH RANGE

The C2 Contour opener cam-and-pin is the same proven system utilised on the Quantum.

The notched cam-and-pin system adjusts depth at 6mm intervals. Rotate the cam by hand and insert the pin to lock in the desired seeding depth.

The C2 Contour row unit features a depth shim system to allow for deeper digging and/or seeding.

There is a removable shim under the depth cam and removing the shim results in an increase of 25mm seeding depth.

TYNE PRESSURE

Pressure is maintained on the opener cylinders through a passive hydraulic system that uses a hydraulic accumulator, acting as a hydraulic cushion for the trips.

The passive system, greatly reduces the demand on the tractor hydraulics.

By adding or subtracting oil from the accumulator circuit through a tractor remote, pressure in the accumulator system can be raised or lowered, which provides a corresponding increase or decrease in trip out force and packing pressure.

TRIP OUT FORCE RANGE
300 - 700 lbs @ 1200 psi

HYDRAULICS

A hydraulic valve manifold providing all operator adjustments is conveniently located at the front of the bar.



Once set, pressure can be observed from the tractor cab on a convenient digital display.

UPRIGHT AIR KITS

Standard on all C2 bars, the Australian designed and manufactured upright Air Kit is available for owners who prefer this style of air distribution.

Stainless steel construction ensures long life and consistent product delivery.

3 METRE TRANSPORT WIDTH

Narrow transport make the C2 an ideal option for front wheel assist tractors in the 200-300 horsepower range.

An enclosed shield and seal protects the hub bearings from mud and debris.

MORRIS

DEPTH CONTROL

The C2 Contour row unit utilise parallel linkage with a 1:1 opener to packer ratio.

Morris was the first company to introduce a parallel link independent opener with a 1:1 opener to packer movement.

This superior design results in the most precise depth control and ground following among independent opener drills.

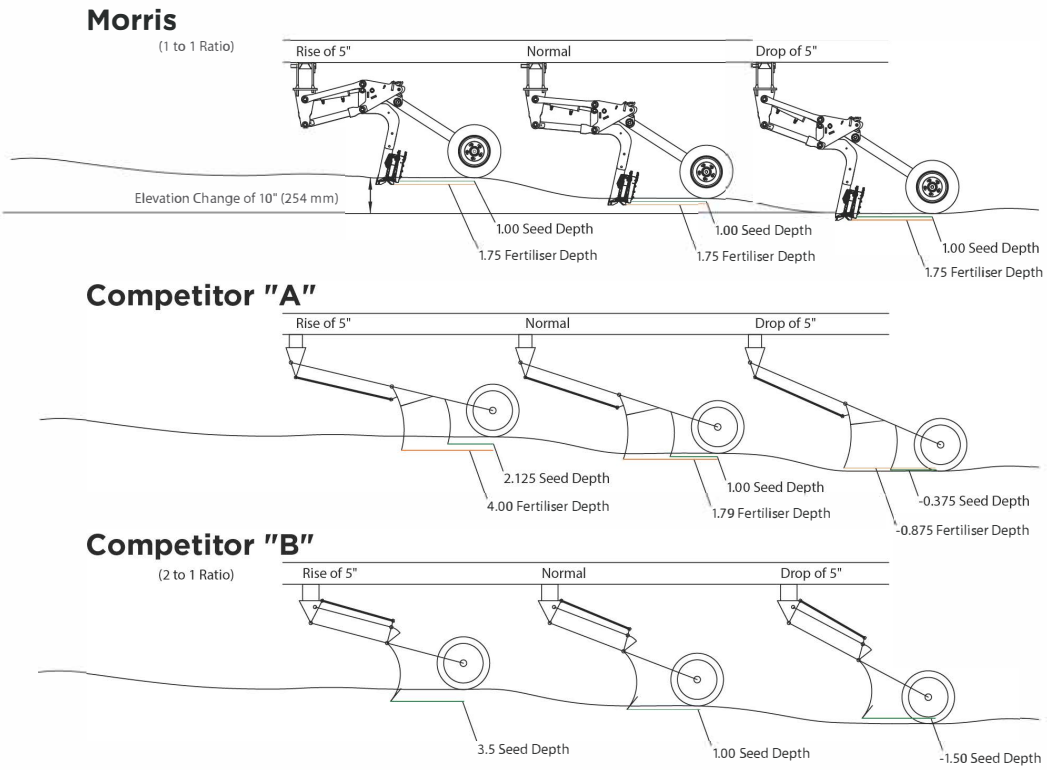

HOW IT WORKS

The packer tyre regulates the working depth that the opener moves through the soil.

The parallel linkage feature ensures that the depth control and the seed opener angle of entry into the soil is exact over a range of travel of 16".

The practical significance of this during field operation is the opener will not carve deeper when travelling over the crowns of hills and is much less prone to losing seed placement when running through shallow depressions like crab holes.

LIQUID OPTION

A full liquid kit including manifolds, friction tubing, mounting brackets and delivery to the boot can be supplied.

All final delivery liquid hoses contain a non-drip valve to prevent liquid fertiliser leaking into the frame during folding.

This non-drip valve is rigidly mounted to the frame with a stainless steel metal bracket and U-bolt to prevent corrosion and to make it easier to change the friction tube and line meters.

Years of testing and development has led to a well-refined, simple and effective liquid kit.

PACKER WHEEL OPTIONS

4.50” x 16”
Semi-Pneumatic tyre

5.50” x 16”
Semi-Pneumatic tyre

OPENER OPTIONS

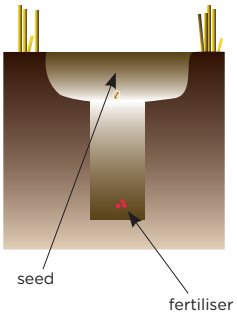

The **IN-LINE DUAL SHOOT OPENER** places fertiliser below the seed and leaves a narrow trench to maximise water harvesting. This option also has the greatest potential to utilise sub soil moisture through capillary action.

SUITED FOR The in-line opener is available to use with all spacing options and is the most durable in rocky conditions.

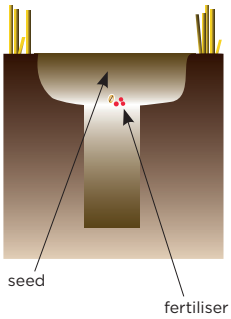

The **NARROW KNIFE SINGLE-SHOOT OPENER** is a single-shoot opener that places a narrow 125 mm (5”) ribbon of seed in each seed row. This opener cuts a smooth narrow channel for seed to be placed, and has the lowest soil disturbance of the openers available.

SUITED FOR The narrow knife opener has proven to be a popular choice with growers with sticky, high clay content soils.

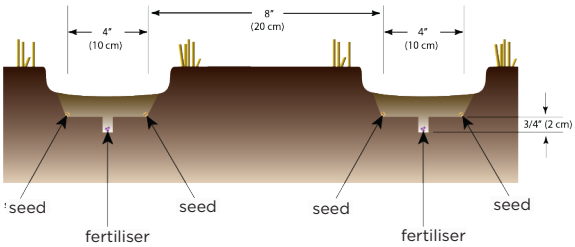

The **PATENTED PAIRED ROW DOUBLE-SHOOT OPENER** places two distinct rows of seeds 100 mm (4”) apart with fertiliser placed centrally and 20 mm (¾”) below the seed rows.

The 300 mm (12”) shank spacing, paired row opener combination provides a 200 mm (8”) seed row spacing.

Narrow row spacing closes the crop canopy more rapidly setting the stage for improved sunlight capture, water use efficiency and crop competition. Angled tungsten faces on the opener minimise soil fracturing for excellent seed bed consistency and outstanding seed to fertiliser separation.

SUITED FOR This opener is only available on 12” spacings and is particularly suitable for non-wetting sands.

C2 25 & 31 FT CONTOUR

SPECIFICATIONS

BASE SIZE		3 FRAME MODELS	
		25' (7.62m)	31' (9.45m)
WEIGHT	10" Spacing 25.40 cm Spacing	14,738 lb 6,685 kg	16,025 lb 7,269 kg
	12" Spacing 30.48 cm Spacing	13,933 lb 6,320 kg	15,155 lb 6,874 kg
WORKING WIDTH	10" Spacing 25.40 cm Spacing	25' 7.62 m	30' 9.14 m
	12" Spacing 30.48 cm Spacing	25' 7.62 m	31' 9.45 m
NUMBER OF SHANKS	10" (25.40 cm) Spacing	30	36
	12" (30.48 cm) Spacing	25	31
FRAME WIDTH	Main	5' (1.52 m)	5' (1.52 m)
	Wing Inner	10' (3.05 m)	13' (3.96 m)
	Wing Outer	N/A	N/A
TRANSPORT POSITION	Width	9' 10 ' (3.00 m)	9' 10 ' (3.00 m)
	Height	13' 9" (4.19 m)	16' 2" (4.93 m)
	Length	31' 6" (9..60 m)	31' 6" (9..60 m)
TYRES	Main Frame Wheels	(4) 12.5 L x 15 FI Load range F	(4) 12.5 L x 15 FI Load range F
	Wing Frame Front Castor Wheels	Single Castor (2) 12.5 SL x 15 12 Ply Rating	Single Castor (2) 12.5 SL x 15 12 Ply Rating
	Wing Frame Rear Wheels	(1 per wing) (2) 12.5 SL x 15 12 Ply Rating	(1 per wing) (2) 12.5 SL x 15 12 Ply Rating
OPENER	Trip Out Force	Minimum 300 lbs (136 kg) at 450 psi (3,102 kPa) to Maximum 700 lbs (317 kg) at 1200 psi (8,274 kPA)	
	Packer Wheel	115 mm x 400 mm (4.50" x 16") Semi Pneumatic Tyre 140mm x 400 mm (5.50" x 16") Semi-Pneumatic Tyre	
OPENER TO GROUND CLEARANCE		305 mm (12")	
FRAME TO GROUND CLEARANCE		810 mm (32")	
FRAME DEPTH		2.39 m (94") centre to centre	
RANK TO RANK SPACING		1.19 m (47") centre to centre	
NUMBER OF RANKS		3 Rows	
SHANK TO SHANK SPACING		30" (76.20 cm) on 10" (25.40 cm) Spacing 36" (91.44cm) on 12" (30.48 cm) Spacing	
WEIGHT KIT		Optional	
SAFETY LIGHTS		Standard	
HITCH CLEVIS		Standard - Category 4	
SAFETY CHAIN		Standard	

MORRIS

MHVP PTY LTD
11 Des Young Drive, Moree, NSW, 2400
Call us on: (02) 6752 4082
E: paul@mhvp.com.au

The policy of MORRIS INDUSTRIES LTD. is one of continuing improvement; therefore, the company reserves the right to change any specification without notice.