

English

Español



Below shows the immunization and exemption rates for your school in the 2025-2026 school year. The goal is for at least 95% of children to be immunized for community protection and to reduce the chance of spreading vaccine preventable diseases.

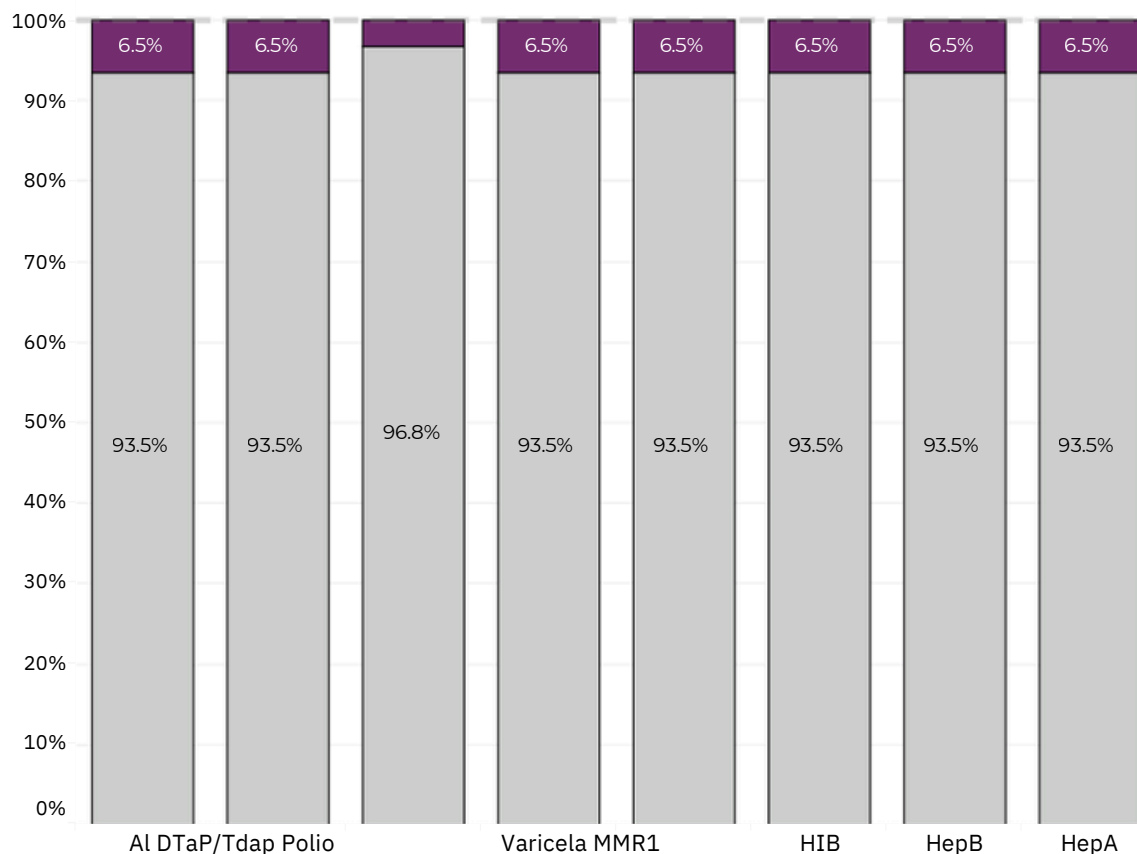
Selected school: Wow and Fluterville Playgardens NW, Washington

Wow and Fluterville Playgardens NW Washington County

Washington
Wow and Fluterville
Playgardens NW

Nonmedical exemption rate
Immunization rate

Enrolment *		31
Not Required **		0
Under 18 Months ***		5
% No Record ****		0.0%
% All Required Vaccines	80.7%	93.5%
% DTaP / Tdap	84.7%	93.5%
% Polio	91.2%	96.8%
% Varicela	90.2%	93.5%
% MMR1	91.2%	93.5%
% Hep B	90.0%	93.5%
% Hep A	89.8%	93.5%
% HIB	89.4%	93.5%
% NME - Any		6.5%
% NME - DTaP / Tdap		6.5%
% NME - Polio		3.2%
% NME - Varicela		6.5%
% NME - MMR1		6.5%
% NME - HepB		6.5%
% NME - Hep A		6.5%
% NME - HIB		6.5%
% NME - All		3.2%
% Medical Exemption		0.0%



* Number of children enrolled in this site as of March

** Additional children not included in enrolment number for whom immunizations are not required to be reported because their records are tracked by another site or attend fewer than 5 days per year

*** Additional children not included in enrolment number 18 months and under for whom immunizations are not required to be reported because of their age

**** Percent of children with no immunization or exemption record

The chart shows both the vaccination and nonmedical exemption rates (NME) for each vaccine. These numbers may not total 100% if some children have medical exemptions, or are incomplete or in process with immunizations but do not need an exemption because they are on schedule.

English

Español



Below shows the immunization and exemption rates for your school in the 2025-2026 school year. The goal is for at least 95% of children to be immunized for community protection and to reduce the chance of spreading vaccine preventable diseases.

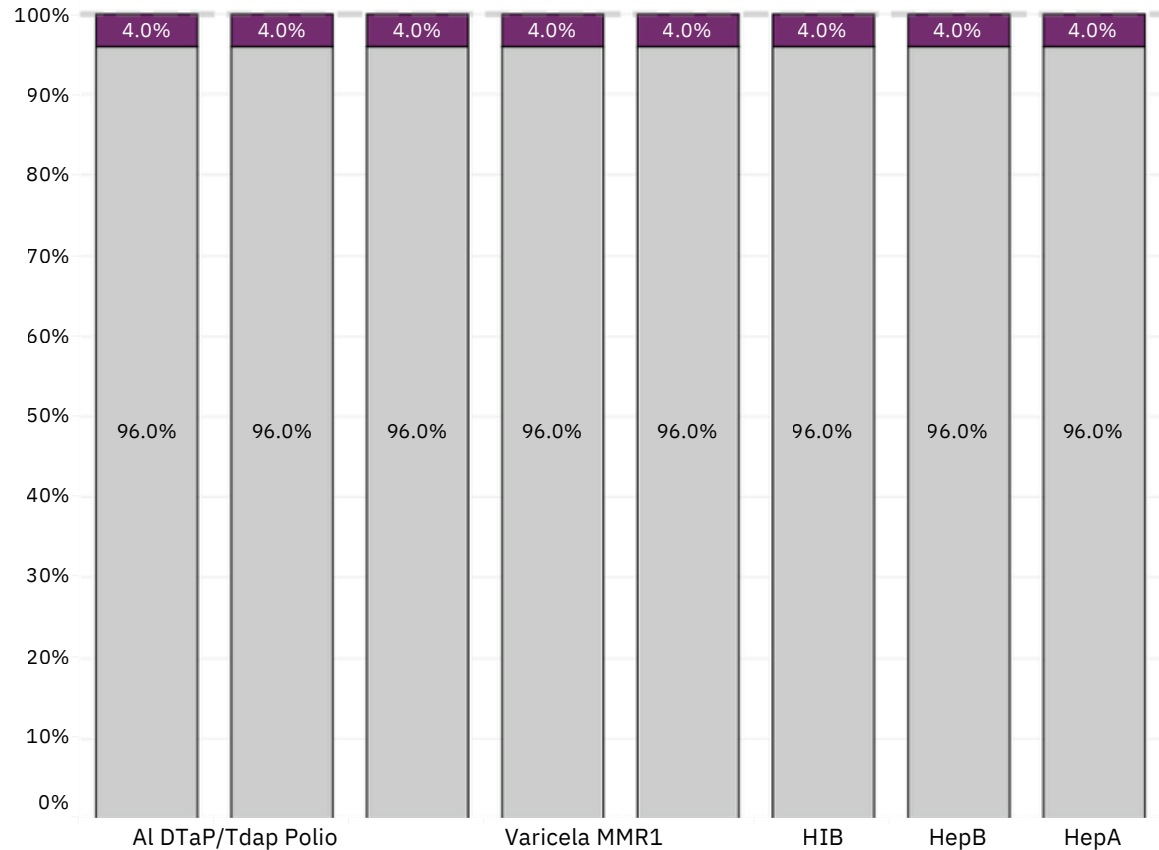
Selected school: Wow & Flutterville Playgarden - SE, Multnomah

Wow & Flutterville Playgarden - SE Multnomah County

Multnomah Wow & Flutterville Playgarden - SE

Legend: ■ Nonmedical exemption rate ■ Immunization rate

Enrolment *		25
Not Required **		0
Under 18 Months ***		8
% No Record ****		0.0%
% All Required Vaccines	78.5%	96.0%
% DTaP / Tdap	82.5%	96.0%
% Polio	89.8%	96.0%
% Varicela	89.0%	96.0%
% MMR1	90.3%	96.0%
% Hep B	89.0%	96.0%
% Hep A	88.3%	96.0%
% HIB	88.4%	96.0%
% NME - Any		4.0%
% NME - DTaP / Tdap		4.0%
% NME - Polio		4.0%
% NME - Varicela		4.0%
% NME - MMR1		4.0%
% NME - HepB		4.0%
% NME - Hep A		4.0%
% NME - HIB		4.0%
% NME - All		4.0%
% Medical Exemption		0.0%



* Number of children enrolled in this site as of March

** Additional children not included in enrolment number for whom immunizations are not required to be reported because their records are tracked by another site or attend fewer than 5 days per year

*** Additional children not included in enrolment number 18 months and under for whom immunizations are not required to be reported because of their age

**** Percent of children with no immunization or exemption record

The chart shows both the vaccination and nonmedical exemption rates (NME) for each vaccine. These numbers may not total 100% if some children have medical exemptions, or are incomplete or in process with immunizations but do not need an exemption because they are on schedule.

English

Español



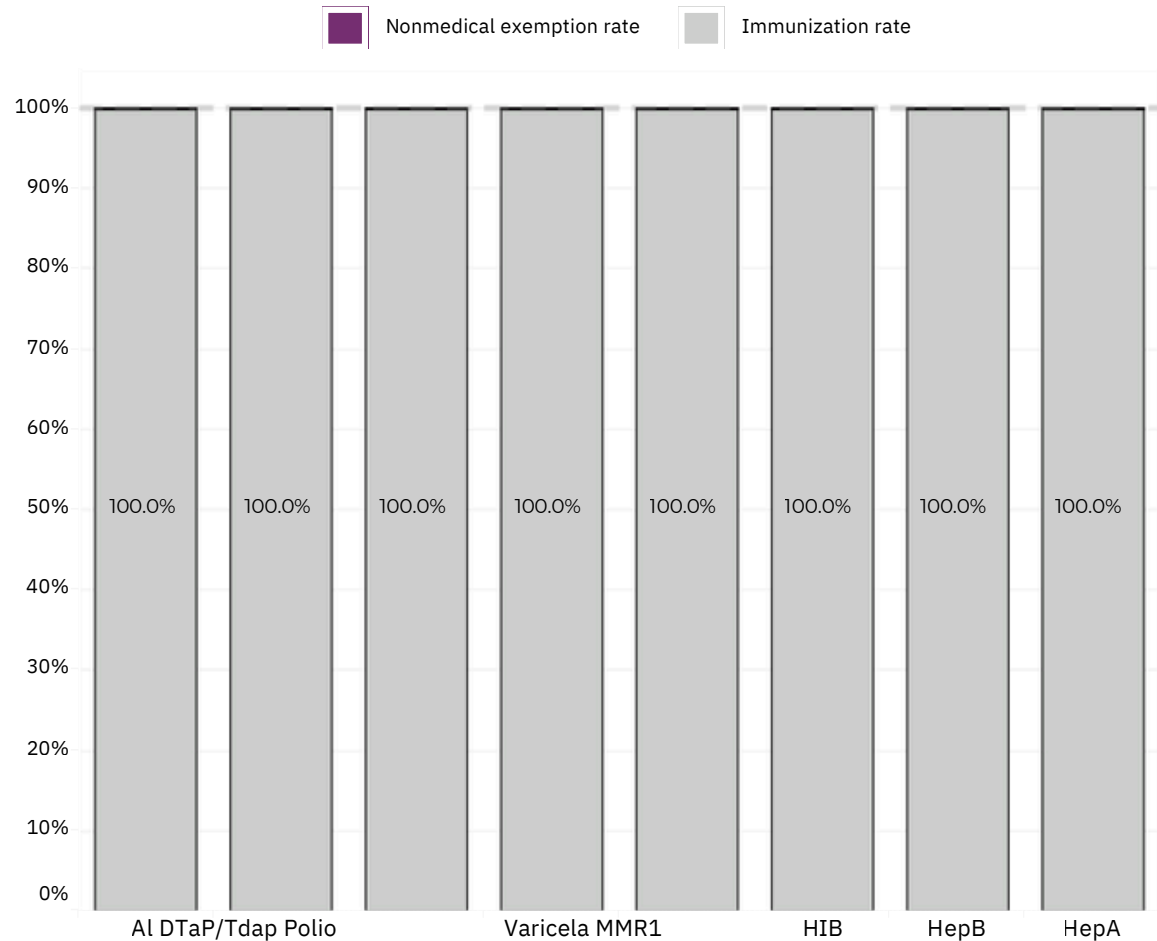
Below shows the immunization and exemption rates for your school in the 2025-2026 school year. The goal is for at least 95% of children to be immunized for community protection and to reduce the chance of spreading vaccine preventable diseases.

Selected school: Wow & Fluttervile Playgarden - NE, Multnomah

Multnomah
Wow & Fluttervile Playgarden - NE

Enrolment *		27
Not Required **		0
Under 18 Months ***		10
% No Record ****		0.0%
% All Required Vaccines	78.5%	100.0%
% DTaP / Tdap	82.5%	100.0%
% Polio	89.8%	100.0%
% Varicela	89.0%	100.0%
% MMR1	90.3%	100.0%
% Hep B	89.0%	100.0%
% Hep A	88.3%	100.0%
% HIB	88.4%	100.0%
% NME - Any		0.0%
% NME - DTaP / Tdap		0.0%
% NME - Polio		0.0%
% NME - Varicela		0.0%
% NME - MMR1		0.0%
% NME - HepB		0.0%
% NME - Hep A		0.0%
% NME - HIB		0.0%
% NME - All		0.0%
% Medical Exemption		0.0%

Multnomah County



* Number of children enrolled in this site as of March
 ** Additional children not included in enrolment number for whom immunizations are not required to be reported because their records are tracked by another site or attend fewer than 5 days per year
 *** Additional children not included in enrolment number 18 months and under for whom immunizations are not required to be reported because of their age
 **** Percent of children with no immunization or exemption record

The chart shows both the vaccination and nonmedical exemption rates (NME) for each vaccine. These numbers may not total 100% if some children have medical exemptions, or are incomplete or in process with immunizations but do not need an exemption because they are on schedule.