



**THE
TRADING
ACADEMY**

Student Results

Result Details

How are results collected?

Results are collected every time someone posts their results as a comment, within the corresponding project.

Errors removed

Any obvious errors are removed from the calculation to allow fair results.

3% a Month Trading Limit (At this stage)

Students are still very early in their trading careers at this stage.

We have a rule to stop trading at 3% return a month to allow for continuous learning and preparation for the following month.

The Trading Academy
Oct 24 - The Study Room

Legacy Project Post: Project B - Understanding & Applying The Rule...
Dear Trading Academy Student, **POST YOUR PROJECT AS A COMMENT BELOW**
Here's what to do: 1. Post your completed project by creating a COMMENT below (do

The Trading Academy
Oct 24 - The Study Room

Legacy Project Post: Project C - Setting Up Your Demo Account
Dear Trading Academy Student, **POST YOUR PROJECT AS A COMMENT BELOW**
Here's what to do: 1. Post your completed project by creating a COMMENT below (do

The Trading Academy
Oct 24 - The Study Room

Legacy Project Post: Project D - Documentation, Trading, & Reviewing
Dear Trading Academy Student, **POST YOUR PROJECT AS A COMMENT BELOW**
Here's what to do: 1. Post your completed project by creating a COMMENT below (do

The Trading Academy
Oct 24 - The Study Room

Legacy Project Post: Project B -> Creating Your Broker Shortlist
Dear Trading Academy Student, **POST YOUR PROJECT AS A COMMENT BELOW**
Here's what to do: 1. Post your completed project by creating a COMMENT below (do

The Trading Academy
Oct 24 - The Study Room

Legacy Project Post: Project C -> Demo Trading for 1 Month and Ch...
Dear Trading Academy Student, **POST YOUR PROJECT AS A COMMENT BELOW**
Here's what to do: 1. Post your completed project by creating a COMMENT below (do

The Trading Academy
Oct 24 - The Study Room

Legacy Project Post: Project D -> Trading with 10% of Your Capital
Dear Trading Academy Student, **POST YOUR PROJECT AS A COMMENT BELOW**
Here's what to do: 1. Post your completed project by creating a COMMENT below (do

ID	Student Name	Date Started	Start Date	Months	Strategy	Demo Project Link	Combined Total Return	Total Months Traded	Avg. Monthly Return	Win Rate	Trade Count	Total P/L	Summed Return	Date Started	Win Rate	Trade Count	Total P/L	Summed Return	Date Started	Win Rate	Trade Count	Total P/L	Summed Return	Date Started	Win Rate	Trade Count	Total P/L	Summed Return	Date Started			
																														Month 1	Month 2	Month 3
1	Get Lee Wilson	Aug 12, 2020	Mar 19, 2020	30	Reversal Method	Get Lee Wilson	5.25%	1	5.25%	88.33%	12	21.0	5.25%	Jul 2020	Stopout on broker																	
2	Hippolyta Bieder	May 8, 2020	Nov 17, 2024	11	Reversal Method	Hippolyta Bieder	14.49%	6	4.49%	88.88%	10	7.8	2.81%	Jan 2025	89.23%	10	20.41	7.62%	Feb 2025	86%	7	7.98	3.81%	Mar 2025								
3	Clifford	May 8, 2020	Aug 13, 2024	16	Reversal Method	Clifford	17.22%	4	4.31%	80%	8	8.2	2.64%	Feb 2025	92.75%	11	14.92	4.75%	Mar 2025	90%	20	33.8	4.56%	Apr 2025								
4	Issa Dounghu	May 16, 2020	Feb 3, 2025	7	DDY	Issa Dounghu	10.89%	3	3.63%	79.37%	37	22.5	4.51%	May 2025	81.46%	27	21.20	3.59%	Jan 2025	87.5%	24	17.9	3.02%	Jul 2025								
5	Leonard Abulacab	Jan 11, 2021	Jul 8, 2024	14	Reversal Method	Leonard Abulacab	10.82%	3	3.61%	100%	2	7.7	3.85%	Jan 2025	60%	10	-5.18	2.85%	Mar 2025	82.5%	25	6.5	3.25%	Apr 2025								
6	George Elias	May 8, 2020	Sep 30, 2024	11	Reversal Method	George Elias	10.70%	3	3.57%	85%	20	33	2.99%	Feb 2025	31.56%	19	-5.18	2.85%	Mar 2025	66.71%	28	11.92	3.44%	Apr 2025								
7	Johna Shafiq	Jul 1, 2020	Nov 24, 2024	5	Reversal Method	Johna Shafiq	2.86%	1	2.86%	80%	6	5.8	2.98%	Jan 2025	In progress																	
8	Johna Cade	Jul 1, 2020	Apr 15, 2024	17	Reversal Method	Johna Cade	9.44%	3	3.15%	77.76%	9	6.5	3.21%	Jan 2025	100%	8	2.70	3.36%	Jul 2025	87.8%	8	6.3	3.26%	Aug 2025								
9	Manal Kabib	May 19, 2020	Apr 24, 2024	16	DDY	Manal Kabib DXY	9.55%	3	3.18%	80.95%	21	15.0	3.22%	May 2025	100%	14	16.90	3.16%	Jan 2025	78.30%	37	24.73	3.16%	Jul 2025								
10	Jan Dood	Jan 4, 2020	Mar 4, 2024	18	Reversal Method	Jan Dood	9.51%	3	3.17%	100%	4	4.8	1.98%	Mar 2025	92.85%	19	8.64	4.37%	Apr 2025	97.14%	7	6.46	3.26%	May 2025								
11	Priscilla Dool	Jul 1, 2020	Nov 4, 2024	10	Reversal Method	Priscilla Dool	6.29%	2	3.15%	80%	28	47	3.09%	Jul 2025	97.88%	16	5.20	3.26%	Aug 2025	In progress												
12	Melvinia Gintrese	Aug 2, 2020	Mar 2, 2025	8	DDY & DDY	Melvinia Gintrese	6.12%	2	3.06%	Loss of entire balance				Jul 2025	46%	28	19.20	3.76%	Aug 2025	In progress												
13	Andy Harris	May 1, 2020	Jun 24, 2024	14	Reversal Method	Andy Harris	9.09%	3	3.03%	60%	5	7.7	0.59%	Feb 2025	66.67%	9	17.50	5.93%	Mar 2025	54.54%	11	11.4	3.26%	Apr 2025								
14	Toby Gibbins	Jul 6, 2020	Mar 15, 2025	6	Bollinger Bands	Toby Gibbins BB	3.06%	1	3.06%	Incomplete, missing set of values				Jan 2025	60.97%	23	0.00	3%	Jul 2025	In progress												
15	Douglas Carter (7)	Aug 10, 2020	Apr 29, 2025	4	Reversal Method	Douglas Carter	5.87%	2	2.94%	92.63%	18	7.6	2.70%	Jul 2025	58.33%	12	7.40	3.17%	Aug 2025	In progress												
16	Tom Hanzelmann	Aug 9, 2020	Feb 10, 2025	7	Reversal Method & DDY	Tom Hanzelmann	5.86%	2	2.93%	100%	17	18.8	4.51%	Jul 2025	100%	12	11.70	1.79%	Aug 2025	In progress												
17	Geoffrey James	Jul 2, 2020	Nov 16, 2024	8	Reversal Method	Geoffrey James	5.76%	2	2.88%	100%	3	6.8	3.65%	Jul 2025	87.14%	2	6.48	3.74%	Aug 2025	In progress												
18	Jeff Dool	Jul 1, 2020	Jun 13, 2025	8	Reversal Method	Jeff Dool	5.42%	3	2.81%	66%	12	7.3	2.61%	May 2025	69.67%	18	9.80	2.69%	Jul 2025	67%	12	4.40	2.10%	Aug 2025								
19	Colin Hestby	Sep 6, 2020	Nov 29, 2024	9	DDY Method	Colin Hestby DDY	2.87%	1	2.87%	72.22%	16	6.7	2.67%	Aug 2025	In progress																	
20	Adrian Paschowski	Jan 4, 2020	Oct 28, 2024	10	Reversal Method	Adrian Paschowski	2.83%	2	2.83%	100%	7	6.3	3.76%	May 2025	100%	4	3.43	0.93%	Jan 2025	100%	6	4.5	3.7%	Jul 2025								
21	Melvinia Brown (2)	Sep 2, 2020	Nov 1, 2024	16	DDY	Melvinia Brown	2.79%	1	2.79%	81.4%	41	16.5	2.79%	Aug 2025	In progress																	
22	Richard Prew	Jul 23, 2020	Feb 3, 2025	7	DDY Method	Richard Prew DXY	5.49%	2	2.74%	85%	25	33	1.49%	Jan 2025	73.91%	23	7.69	4%	Jul 2025	In progress												
23	Helen Lovelock	Aug 1, 2020	Nov 21, 2024	5	Reversal Method	Helen Lovelock	2.66%	1	2.66%	87.5%	6	5.3	2.84%	Jul 2025	In progress																	
24	Jan George	Jan 6, 2020	Nov 2, 2023	23	Supply & Demand	Jan George	2.64%	1	2.64%	66%	34	11.3	2.69%	Aug 2025	In progress																	
25	Helen Joanes	Aug 24, 2020	May 5, 2025	4	Reversal Method	Helen Joanes H&C	2.52%	1	2.52%	66.67%	9	7.4	2.92%	Aug 2025	In progress																	
26	Adrian Dool	Mar 11, 2020	Aug 9, 2024	13	Reversal Method	Adrian Dool	2.54%	3	2.51%	60%	5	6.9	3.02%	Jan 2025	56%	10	4.70	2.44%	Mar 2025	46%	5	1.6	0.79%	Jan 2025								
27	Manal Kabib	May 9, 2020	Apr 29, 2024	16	Bollinger Bands	Manal Kabib BB	2.36%	3	2.45%	66.67%	15	5.1	2.52%	Apr 2025	70%	10	4.70	2.44%	Mar 2025	66.71%	7	5	2.41%	Jul 2025								
28	Richard Prew	Jul 1, 2020	Jun 20, 2025	7	Supply & Demand	Richard Prew S&D	2.41%	1	2.41%	60%	20	5.0	2.41%	Jan 2025	In progress																	
29	Clifford	Aug 2, 2020	Dec 6, 2024	5	Bollinger Bands	Clifford	2.38%	1	2.38%	60%	6	4.7	2.39%	Jul 2025	In progress																	
30	Geoffrey James	May 8, 2020	Feb 19, 2024	18	Supply & Demand	Geoffrey James S&D	2.34%	3	2.36%	83.3%	6	10.0	3.31%	Jan 2025	34.4%	15	3.60	1.4%	Apr 2025	62.9%	16	10.1	2.87%	May 2025								

Backtesting Results

Total Backtested Submissions = 325

Total Submitted in the past 30 days = 36

Average Win Rate = 71.69%

Average Total Return = 212.4%

Student Name	Date Added to this List	Start Date	Strategy Tested	% Win Rate	% Total Return	Backtesting Project Link
Tony Di Dio	Jan 9, 2026	Nov 27, 2025	DXY	80.24%	196.05%	Tony Di Dio DXY - Strategy Results
Gina Hamilton	Jan 14, 2026	Nov 23, 2025	SID Method	83.83%	345.05%	Gina Hamilton SID Method - Strategy R...
Michael Harrison	Dec 20, 2025	Nov 2, 2025	Reversal Method	64.35%	229.44%	Michael Harrison M&W - Strategy Res...
Bruce Borchardt	Dec 20, 2025	Oct 5, 2025	Reversal Method	71.1%	147.19%	Bruce Borchardt H&S - Strategy Results
Peter Lake	Dec 20, 2025	Sep 28, 2025	SID Method	84.33%	335.27%	Peter Lake SID Method - Strategy Resu...
Daniele Scorziello	Dec 20, 2025	Sep 22, 2025	SID Method	72.32%	110.22%	Daniele Scorziello SID Method - Strate...
Cameron Terry	Jan 9, 2026	Sep 18, 2025	DXY	58.55%	82.7%	Cameron Terry DXY - Strategy Results
Jason Andrews	Jan 8, 2026	Sep 15, 2025	SID Method	79.28%	158.32%	Jason Andrews SID Method - Strategy ...
Fred Arcibal	Jan 8, 2026	Sep 14, 2025	DXY	62.09%	154.65%	Fred Arcibal DXY - Strategy Results
Patrick Shirley	Nov 25, 2025	Sep 7, 2025	Bollinger Bands	63.41%	86.1%	Patrick Shirley DXY - Strategy Results
Patrick Shirley	Jan 14, 2026	Sep 7, 2025	Fibonacci	69.67%	120.97%	Patrick Shirley Fib - Strategy Results
David Coates	Nov 5, 2025	Sep 1, 2025	Reversal Method	56.05%	177.01%	David Coates H&S - Strategy Results
Shae K	Nov 25, 2025	Aug 31, 2025	SID Method	75.9%	204.18%	Shae K SID Method - Strategy Results
Cornelio Martinez	Dec 20, 2025	Aug 31, 2025	SID Method	70.63%	117.28%	Cornelio Martinez SID Method - Strate...
Andrew Greenway	Jan 8, 2026	Aug 31, 2025	Supply & Demand	42.86%	78.11%	Andrew Greenway S&D - Strategy Resu...
Gary Day	Nov 18, 2025	Aug 26, 2025	Reversal Method	77.53%	148.16%	Gary Day H&S - Strategy Results
Jacob Price	Nov 5, 2025	Aug 19, 2025	Orderblocks	49.33%	178.77%	Jacob Price Orderblocks - Strategy Results
Jennifer Kajak	Jan 9, 2026	Aug 3, 2025	SID Method	79.27%	142.69%	Jennifer Kajak SID Method - Strategy R...
Ricky Giunta	Oct 21, 2025	Jul 28, 2025	Reversal Method	69.89%	283.5%	Ricky Giunta H&S - Strategy Results
William McCloskey	Nov 25, 2025	Jul 21, 2025	Reversal Method	80.97%	347.21%	William McCloskey W&M - Strategy Re...
Richard Moody	Nov 5, 2025	Jul 21, 2025	Reversal Method	88.82%	421.86%	Richard Moody MW & HS - Strategy Results
Mladen Ilic	Dec 9, 2025	Jul 20, 2025	Reversal Method	70.43%	94.92%	Mladen Ilic M&W - Strategy Results
Francis Akareng	Sep 8, 2025	Jul 15, 2025	SID Method	81.94%	244.08%	Francis Akareng SID Method - Strategy R...
Daniela Aragaki	Nov 18, 2025	Jul 14, 2025	SID Method	88.45%	237.59%	Daniela Aragaki SID Method - Strategy ...
Steve Hook	Sep 23, 2025	Jul 14, 2025	SID Method	71.38%	132.02%	Steve Hook SID Method - Strategy Results
Lewis Mitchell	Jan 9, 2026	Jul 14, 2025	Reversal Method	66%	53.83%	Lewis Mitchell H&S - Strategy Results
Jose Vilches	Nov 18, 2025	Jul 7, 2025	Reversal Method	57.81%	156.73%	Jose Vilches H&S - Strategy Results

Demo Stage Ave Return

Month 1 average return = 1.03%

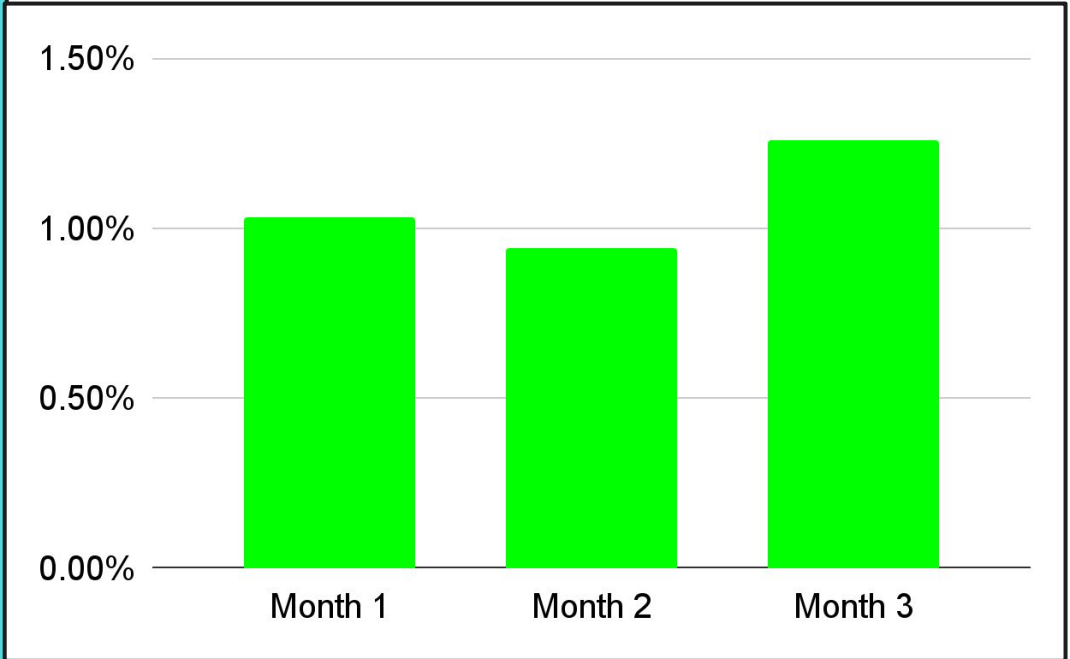
Early excitement and fresh setups often lead to solid first-month numbers. Traders are applying what they've just learned in a low-pressure environment, so discipline tends to hold up.

Month 2 average return = 0.94%

Slight dip is typical: traders start experimenting or stretching risk once they feel comfortable.

Month 3 average return = 1.26%

After testing limits in month 2, many settle into consistent routines and improve position sizing.



Live Stage Ave Return

Month 1 average return = -0.5%

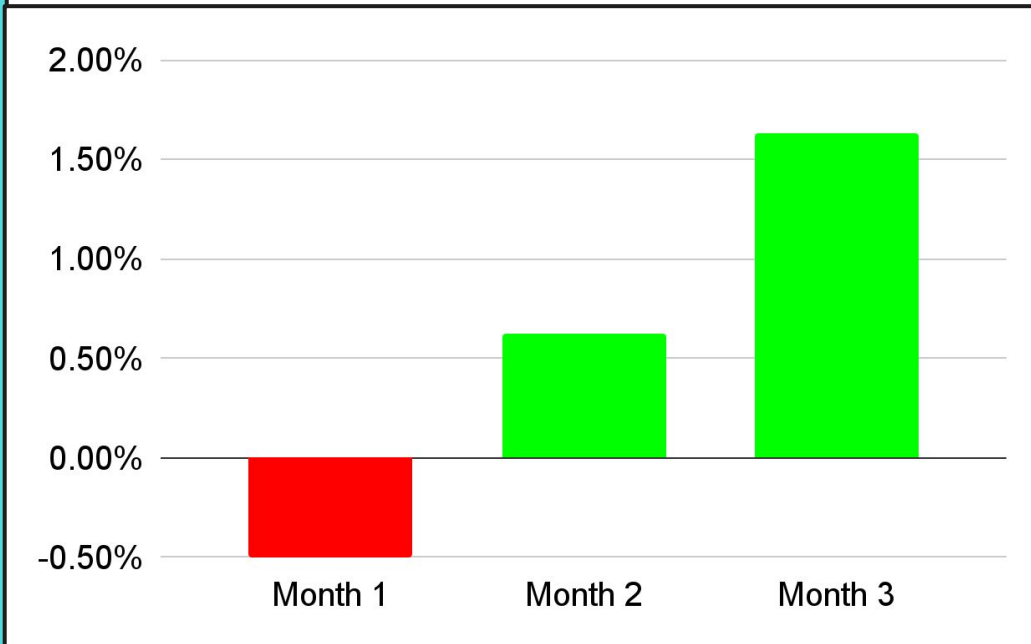
First exposure to real capital likely triggers psychology changes: hesitation, premature exits, or over-correction.

Month 2 average return = 0.62%

Most traders begin to regain rhythm and confidence. Improved execution and adherence to rules bring the group back to positive territory.

Month 3 average return = 1.63%

Strongest growth as experience compounds. Traders who survived the first two months typically have better risk control and filter out early mistakes.



Top Demo Traders (Dec)

1.

2.

3.

4.

Christian Hodgson

December Return:
5.27%

Gert van Riessen


December Return:
4.12%

Ram Mahara

December Return:
3.36%

Rob Maclean

December Return:
3.01%



Top Live Traders (Dec)

1.

2.

3.

4.

Manet Kateb

December Return:
4.51%

Kiggundu Musoke

December Return:
3.65%

Jeff Faubel

December Return:
0.7%

John Hayes

November Return:
0.6%






**THE
TRADING
ACADEMY**

Recognized Students





Academy Live Top Contributors (All Time)

We want to thank the active Trading Academy Live users contributing insights, feedback, and engagement.

DXY, BB or Fib	Continuation Method	DXY, BB or Fib	DXY, BB or Fib
James Irving	Camilla Helene Dahl	Ed Shipsey	Lambeth Nigel
Posts created: 331	Posts created: 342	Posts created: 265	Posts created: 88
			

Academy Live Top Contributors (Dec)


We want to thank the active Trading Academy Live users contributing insights, feedback, and engagement.

Camilla Helene Dahl	James Irving	William Caprice ii	Paul Cairns
Posts created: 331	Posts created: 342	Posts created: 93	Posts created: 48
			

Top Skool Contributors (All Time)

Thanks for welcoming new members and providing value to newer students!

Steven Jacobson



Mike Parsons

Sally Hills




Lee Godfrey



Top Skool Contributors (Dec)

Thanks for welcoming new members and contributing to a positive community culture.

Steven Jacobson



James Williams

Sally Hills



Ramon Hagelen

