



READY SET
PARTY
TIME!



MID YEAR DISPLAY
INFORMATION PACK

SUNDAY 28TH JUNE 2026

BEACONHILLS COLLEGE, BERWICK



Reflections
ACADEMY OF
DANCE



READY SET PARTY TIME!

WHAT SHOW IS MY CHILD IN?

DANCER ARRIVAL: 8:30AM

SHOW 1 - 9:00am

SATURDAY READY SET DANCE
SATURDAY READY SET BALLET

SATURDAY MINIS
SATURDAY SUB JUNIORS
SATURDAY JUNIORS
SATURDAY SUB INTERS

DANCER ARRIVAL: 12:00PM

SHOW 2 - 12:30pm

MONDAY READY SET DANCE
MONDAY READY SET BALLET
MONDAY SUB JUNIORS
MONDAY JUNIORS

THURSDAY READY SET DANCE
THURSDAY READY SET BALLET
THURSDAY INTERS
THURSDAY PRE SENIORS

DANCER ARRIVAL: 2:30PM

SHOW 3 - 3:00pm

WEDNESDAY READY SET DANCE
WEDNESDAY READY SET BALLET

WEDNESDAY MINIS
WEDNESDAY SUB JUNIORS
WEDNESDAY SUB INTERS

DANCER ARRIVAL: 4:15PM

SHOW 4 - 4:45pm

TUESDAY READY SET DANCE
TUESDAY READY SET BALLET
TUESDAY SUB INTERS

FRIDAY READY SET DANCE
FRIDAY READY SET BALLET
FRIDAY MINIS
FRIDAY JUNIORS
FRIDAY INTERS

What's it all about?

Our Mid Year Display is a relaxed performance in a theatre setting to showcase what students have been learning and preparing. It is a great way for family and friends to see our dancers in action!

We also run this event so our dancers have a chance to practice on stage in preparation for our amazing end of year showcase. Students perform a dance routine to show you some of their new skills as well as a finale.

Tickets are required for admission into the performance and details can be found on the following pages.

CHECK IN/OUT

Dancers must arrive 30 minutes prior to their performance for check-in, dressed in full uniform with correct shoes on. If performing in multiple routines, please bring additional shoes in a clearly labelled small bag.

Upon arrival, follow theatre signage to the check-in area. Check-in closes approximately 10 minutes before the performance, so punctual arrival is essential. Only one parent or guardian may accompany each dancer and will need a mobile phone for digital scanning. Once checked in, teachers will escort dancers backstage while parents proceed to their seats.

Check-out will follow the same process, with one parent or guardian collecting dancers after the performance. Prams and wheelchairs are not permitted at check-out due to stairs. Strictly no early check outs are permitted.



Venue

VENUE: Beaconhills College Berwick - Tony Sheumack Centre for Performing Arts
92 Kangan Drive, Berwick 3806

Parking: Beaconhills offers ample parking, including designated accessible spaces. The Tony Sheumack Centre / Year 9 Carpark at the Berwick Campus has been closed off with temporary fencing to allow for redevelopment works that are currently underway at the ovals. This carpark will not be accessible. During this time, you can still utilise all other carparks (highlighted in green), all entry and exit gates remain functional.

Please see below map:



Beaconhills College

REDEVELOPMENT WORKS
PARKING MAP

Available parking

No parking

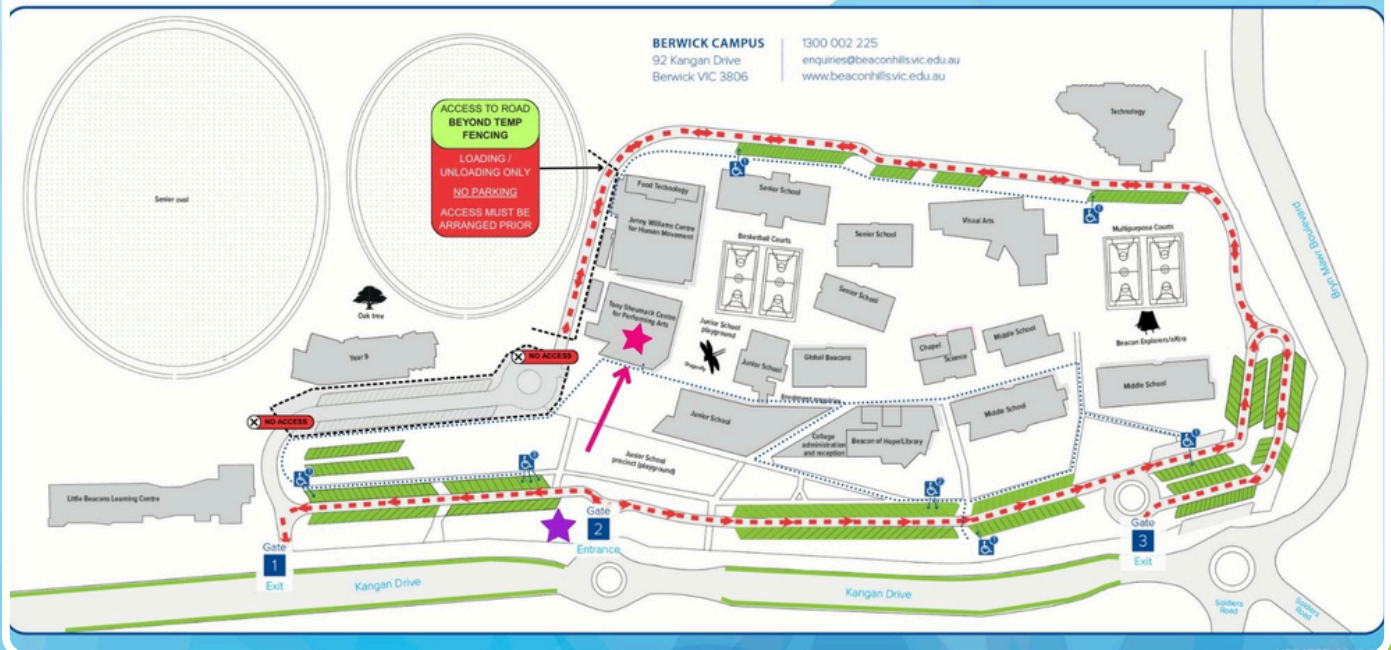
Traffic direction

Temporary fencing

Accessible paths

★ THEATRE

★ ENTRY GATES



What to bring?

Students won't require much, as they will arrive dressed and ready to go. If your child participates in only one class, they can come in their uniform with dance shoes on and will just need a water bottle, with their name on it.

If your child is in more than one routine, we strongly recommend bringing a large ziplock bag with their drink bottle and dance shoes. Students with multiple routines and dance shoes are welcome to bring a small dance bag.

All bags should be named and only contain a small water bottle, dance shoes and a change of tights (if required). **STRICTLY NO FOOD PERMITTED.**

Please ensure all items are clearly labelled with your child's first and last name, as we are unable to return belongings without a name.



CHECKLIST:

- Dance Shoes
- Dance Tights
- Dance Uniform
- Wristband (Pre-Schoolers Only)
- *IF REQUIRED: Medical Equipment (Asthma Inhaler, EpiPen, Insulin, etc)

What to wear:


PRE-SCHOOLERS

Students **MUST** wear the correct uniform to be able to participate in the performance. This includes the correct dance shoes, dance attire and wristband.

Students in multiple classes will only require one pair of tan tights.

Style	Tutu Combo	T-Shirt Combo	Biketard Combo
Ready Set Dance			
Ready Set Ballet			

WRISTBANDS



Prior to Mid Year, all preschoolers will receive a wristband. Some of our littlest dancers may feel shy or be unable to share their name, so the wristband helps our backstage team easily identify each child and ensure they are in the correct classes and routines. Please ensure it is securely placed on your child's left wrist before check-in on the day of the performance.

What to wear:

MINIS & SUB-JUNIORS

Students **MUST** wear the correct uniform to be able to participate in the performance. This includes the correct dance shoes and dance attire. Plain black (no logos) t-shirts, shorts and or leggings are also acceptable.

Students in multiple classes will only require one pair of tan tights.

Style	Uniform	Shoes & tights
Ballet		
Jazz	<p style="text-align: center;">MIX & MATCH</p> 	
Hip Hop		

What to Wear: JUNIORS - PRE-SENIORS

Students **MUST** wear the correct uniform to be able to participate in the performance. This includes the correct dance shoes and dance attire. Plain black (no logos) t-shirts, shorts and or leggings are also acceptable.

Students in multiple classes will only require one pair of tan tights.

Style	Uniform	Shoes & tights
Ballet		
Jazz	 <p style="text-align: center;">MIX & MATCH</p>	
Hip Hop		
Contemp		

Hair & Make Up

HAIR

PRE-SCHOOL

All Ready Set Dance and Ready Set Ballet students are required to have their hair in 2 slick high ponytails with a centre part. Use hair ties the same colour as your child's hair with some hairspray and or gel to achieve a slick look. Dancers are also welcome to wear any of the Ready Set Dance hair accessories.



SCHOOL AGED

All dancers are required to have their hair in a slick, low ponytail with a centre part for all styles. Use hair ties the same colour as your child's hair with some hairspray and or gel to achieve a slick look. Dancers are also welcome to wear RAD confetti bows or scrunchies.




BOYS

Hair to be slicked and styled neatly to suit each dancer's face, with it kept off the face and pulled back where possible.




MAKE UP (optional)

Makeup is not compulsory for the Mid Year Display. However, we do recommend wearing makeup as it's a great opportunity to practice and ask any questions you may have. Stage makeup helps ensure your dancers' beautiful facial features stand out on stage and are not washed out by the lighting.




PRE-SCHOOL

All preschoolers can wear full stage make up with a minimum of foundation, eyeshadow blush and lipstick. No false eyelashes are required.



SCHOOL AGED

All dancers can wear full stage make up for the showcase with a minimum of foundation, eyeshadow, blush and lipstick. False Eyelashes are not compulsory but can be worn for Junior aged and above.





**READY SET
PARTY
TIME!**

**TICKETS ON SALE
MON 25 MAY 10:00AM**

TICKET PRICES:

Admission: \$29.50

Child: \$24.50 (age 3-15)

Under 2: FREE sitting on lap

If you require wheelchair accesible seating, please contact us prior to tickets going on sale (hello@reflectionsacademyofdance.com.au)

Please note that tickets are NON-REFUNDABLE so be sure not to over-purchase and consider others when booking. NO TICKET, NO ENTRY!

CLICK SHOW TIME TO ACCESS TICKET LINKS

SHOW 1 - 9:00am

SAT DANCERS

SHOW 2 - 12:30pm

MON + THU DANCERS

SHOW 3 - 3:00pm

WED DANCERS

SHOW 4 - 4:45pm

TUE + FRI DANCERS

WHAT CLASSES DO NOT PARTICIPATE IN THE MID YEAR DISPLAY?

The classes that DO NOT participate in the performances are:

- Ready Set Acro
- Acrobatics
- Pointe
- Tap

CAN I PACK FOOD AND DRINK FOR MY CHILD?

No. Strictly no food is permitted. Students are only attending for a very short time, please feed them a healthy and sustainable meal prior to the Mid Year Display. Only a water bottle will be allowed backstage, no coloured drinks allowed.

WHAT DO I DO WITH MY CHILD'S MEDICAL EQUIPMENT?

If your child requires any medical equipment (EpiPens, Asthma Inhaler, Insulin etc), please pack it in a clear zip lock bag with their name and class written on it. At the check in desk, please hand this over to our staff who will ensure it is given to your child's dressing room leader.

HOW LONG DOES THE PERFORMANCE GO FOR?

This performance should go for no longer than 1 hour. Each class will do one dance per class and then all students will do the finale.

ARE PHOTOS AND VIDEOS ALLOWED DURING THE PERFORMANCE?

All photography and videography is not permitted and anyone found recording during the performance will be asked to leave. You are welcome to take photos and videos of your own child before and or after the performance at the photo walls in the theatre foyer.

HOW TO HAVE A GOOD PERFORMANCE DAY?

For a great performance day, ensure your child eats well, rests and arrives ready and relaxed. Offer lots of praise and encouragement to build confidence and calm nerves. Encourage them to enjoy performing. After the show, give positive feedback regardless of performance, as this is important for confidence and growth.

WHAT IF MY DANCER CANNOT ATTEND DUE TO AN EMERGENCY OR ILLNESS?

Please do not attend if your child is unwell, as we are working to help prevent the spread of illness. If an emergency or illness occurs on the day of Mid Year, please notify us as soon as possible via our Instagram or Facebook accounts @reflectionsacademyofdance. Please do not call the studio or email us, as we will not have any staff monitoring these at the studio.

CAN MY CHILD WEAR JEWELLERY?

We ask that all jewellery is removed to prevent damage or injury. If jewellery cannot be removed for religious or medical reasons, please notify us via email prior to Mid Year (hello@reflectionsacademyofdance.com.au). If earrings cannot be removed, they must be covered with medical tape. Reflections Academy of Dance takes no responsibility for any lost, damaged or stolen jewellery.

WHAT IF MY CHILD NEEDS ME DURING THE SHOW?

Parents who are required to assist an upset/unwell child will be announced over the PA system to head backstage to meet a staff member. Under no circumstances will any unauthorised person be able to go backstage for the protection of our students. Aggressive or rude behaviour will NOT be tolerated and will result in termination of classes at our studio.

CAN I PICK UP MY DANCER ONCE THEY HAVE PERFORMED?

Due to safety, the check-in/out area will be closed and will not be accessible until after the show. All students will remain backstage for the duration of the performance and will appear on stage together for the finale. Please note that any aggressive or rude behaviour will not be tolerated and may result in termination of enrolment at our studio.

WHERE DO I FIND LOST PROPERTY AFTER THE SHOW?

Yes, we will collect any items left behind and bring them back to the studio to be put in our lost property basket. Please note if your child's belongings are not labelled we are unable to return them to you, so ensure ALL items taken backstage are CLEARLY labelled with first and last names. Please do not pack anything valuable. Reflections Academy of Dance takes no responsibility for any lost, damaged or stolen items.

CAN I VOLUNTEER TO HELP BACKSTAGE?

Yes! We welcome and appreciate parent helpers - they help make our performances run smoothly. However, to ensure all performers feel equally supported and to keep the backstage environment calm, helpers are not placed in the same room as their own child and wont be able to watch from side stage while their child performs.

If you'd like to see your child dance, we recommend volunteering in a later show (if available) so you can enjoy their performance from the audience first. This way, you get the best of both worlds - cheering them on and helping behind the scenes.

To sign-up as a backstage helper [CLICK HERE](#).

READY SET PARTY TIME!

Have more questions? Visit our Mid-Year Display Portal for a detailed breakdown of each section and more helpful information. Don't forget to check out our online store for merchandise and gifts.

If you can't find what you're looking for in the portal or information pack, feel free to contact us via email at hello@reflectionsacademyofdance.com.au or drop into the office.

Password: RAD26##

[VISIT SHOWCASE PORTAL >](#)

