DUGOUTPILOT · OPPONENT SCOUTING

Opponent

Spring 2025

Opponent statistics and spray charts are compiled and estimated from available GameChanger information. Results may differ from official statistics and should be used as a scouting reference, not as an official record.

SCOUTING REPORT

GAMES SCOUTED	RECORD	RUNS / GAME	TEAM AVG	TEAM OPS
45	28-16-1	8.5	.301	.835

DATA COVERAGE

High

45 games scouted · 468 mapped contacts

45 games with recorded hitter participation; mapping completeness unknown.

TEAM SPRAY CHART

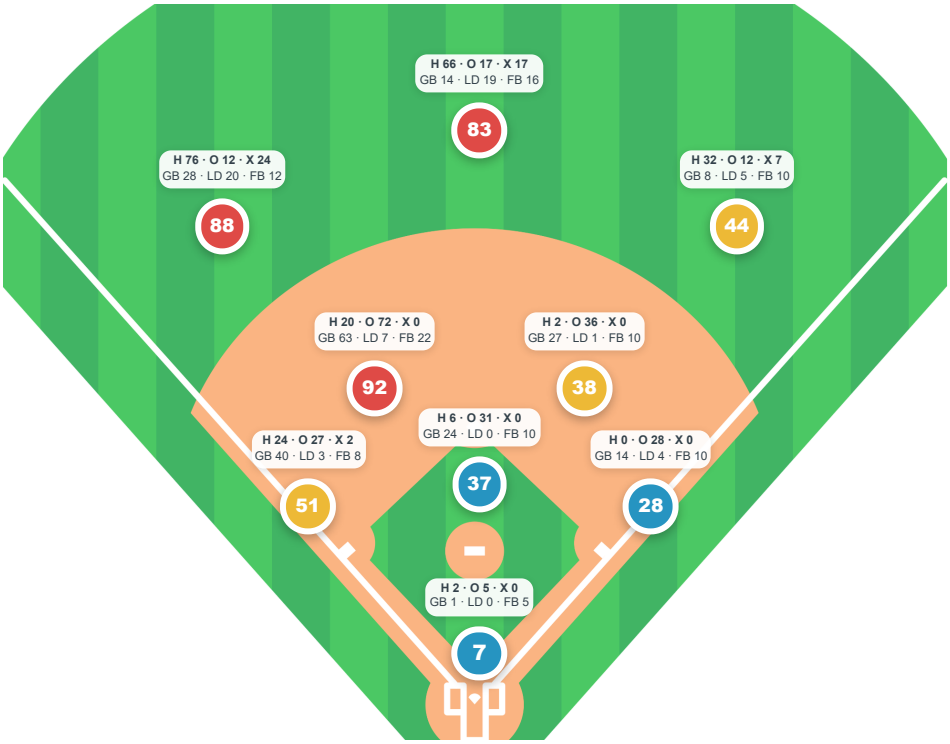

DEFENSIVE GAME PLAN

How we'll defend them

- **Play the contact profile.** Use the team chart for the base alignment.
- **Protect routine outs.** Clean first-step reads prevent traffic.
- **Honor verified bunt threats.** Player.

OFFENSIVE GAME PLAN

How we'll attack them

- **Make them prove strike command.** Do not expand before they establish the zone.
- **Pressure free bases.** Turn walks and dirt balls into advancement.
- **Prepare for the best arm.** Player has the strongest qualified profile.

SCOUTING INTELLIGENCE

What the data tells us about how they play.

468 contacts

OFFENSIVE IDENTITY

GROUND-BALL PRESSURE

.301 AVG · .835 OPS · 8.5 R/G

They create traffic by putting the ball on the ground and forcing routine plays.

Share of mapped contact

47% GB | 13% LD | 22% FB | 19% bunt / other

BIGGEST THREATS

LEADING HITTING THREATS

Ranked by OPS weighted for plate-appearance sample size.

1. #4	1.099 OPS · 4 XBH	45 games · 97 PA · 62 mapped contacts
2. #5	1.007 OPS · 6 XBH	45 games · 108 PA · 56 mapped contacts
3. #20	.928 OPS · 10 XBH	44 games · 99 PA · 56 mapped contacts

Threat score = OPS × PA / (PA + 30). The 30-PA setting is a scouting heuristic, not a confidence guarantee.

BUNT THREATS

SHORT-GAME PRESSURE

5 bunt attempts

Primary bunt threats: Player.

PITCHING STAFF

MAKE THEM THROW STRIKES

2.30 WHIP · 26% BB · 26% K

Best arm: Player. Force quality strikes, then attack the pitch you can drive.

Opponent Defense

Run Game Control

Team results · not individual catcher credits

Catchers identified: #17 #17 (20 games listed at C) · #4 #4 (16 games listed at C) · #5 #5 (10 games listed at C)

Primary catcher not established. A position listing does not establish catching innings.

SB Against	CS	ATT	CS%
369	21	390	5%

Stealing 2B

99% successful

259 SB / 262 attempts · 3 CS

Stealing 3B

93% successful

110 SB / 118 attempts · 8 CS

Recorded attempts from 45 of 45 scouted games. 10 attempts at home; 0 with destination unknown. CS% = CS ÷ ATT. Base percentages show opponents' steal success. These results reflect the pitcher, catcher, and defense together.

Only recorded steals and caught-stealing plays are included; other advances and pickoffs without a steal attempt are excluded.

CUMULATIVE OPPONENT PITCHING

Pitcher scouting table

FPS% uses verified first pitches only; strikes / verified opportunities appear below each rate. Partial coverage is marked. — means unavailable.

Pitcher	APP	GS	IP	BF	H	ER	SO	BB	HBP	Pitches	Strikes	STR%	FPS%	K%	WP
#4 #4	18	15	42.1	226	38	27	62	41	6	836	493	59%	**49%** 58/119 · partial	27%	5
#12 #12	19	6	29.2	179	31	26	41	46	6	697	356	51%	**46%** 45/97 · partial	23%	5
#22 #22	17	11	27.0	151	10	24	59	48	9	709	334	47%	**38%** 45/118 · partial	39%	16
#5 #5	16	3	23.1	125	16	15	30	23	10	450	243	54%	**35%** 26/74 · partial	24%	2
#7 #7	10	5	21.2	100	17	8	30	20	3	429	232	54%	**46%** 25/54 · partial	30%	2
#3 #3	6	1	4.1	29	2	4	8	8	5	128	54	42%	**35%** 8/23 · partial	28%	4
#21 #21	1	0	1.2	10	1	3	3	4	1	50	20	40%	**25%** 2/8 · partial	30%	1
#17 #17	3	0	1.2	17	5	4	1	3	3	58	26	45%	**44%** 4/9 · partial	6%	1
#20 #20	1	0	0.0	3	0	3	0	3	0	15	3	20%	**0%** 0/3	0%	0
#27 #27	12	4	14.2	99	14	27	18	38	3	412	180	44%	**43%** 25/58 · partial	18%	12
#— #0	6	0	2.2	33	2	20	4	19	3	152	51	34%	**41%** 11/27 · partial	12%	7

CUMULATIVE OPPONENT BATTING

Hitter scouting table

SB–ATT: steals / attempts. SB%: successful steals ÷ attempts. Recorded Plays only; coverage may be incomplete. — means unavailable or no attempts for a rate.

Player	#1	PA	AB	H	AVG	2B	3B	HR	BB	SO	RBI	SB-ATT	SB%	Bunts	Bunt
#12 #12	45	109	80	23	.287	2	1	0	29	14	15	60–63	95%	0/0	Low
#5 #5	45	108	86	34	.395	5	0	1	22	22	34	57–61	93%	0/0	Low
#21 #21	45	105	82	25	.305	3	0	0	23	14	19	66–66	100%	0/0	Low
#7 #7	45	104	77	22	.286	7	0	0	27	21	26	25–25	100%	0/0	Low
#4 #4	45	97	77	35	.455	3	0	1	20	10	22	35–36	97%	0/0	Low
#22 #22	45	86	65	14	.215	4	0	0	21	23	12	40–41	98%	0/0	Low
#3 #3	45	86	72	19	.264	9	0	0	14	28	12	33–34	97%	0/0	Low
#17 #17	38	62	42	10	.238	1	0	0	20	14	4	33–34	97%	3/5	Medium
#32 #32	1	2	2	0	.000	0	0	0	0	2	0	0–0	—	0/0	Low
#24 #24	1	1	1	0	.000	0	0	0	0	1	0	0–0	—	0/0	Low
#20 #20	44	99	85	29	.341	8	1	1	14	23	33	27–28	96%	0/0	Low
#27 #27	36	62	47	9	.191	1	0	0	15	22	10	20–22	91%	0/0	Low
#— #0	35	54	41	8	.195	2	0	0	13	26	7	17–18	94%	0/0	Low

#— #0

35 games · 54 PA · 15 mapped contacts

Bunt potential: None · 0 attempts · 0 successful

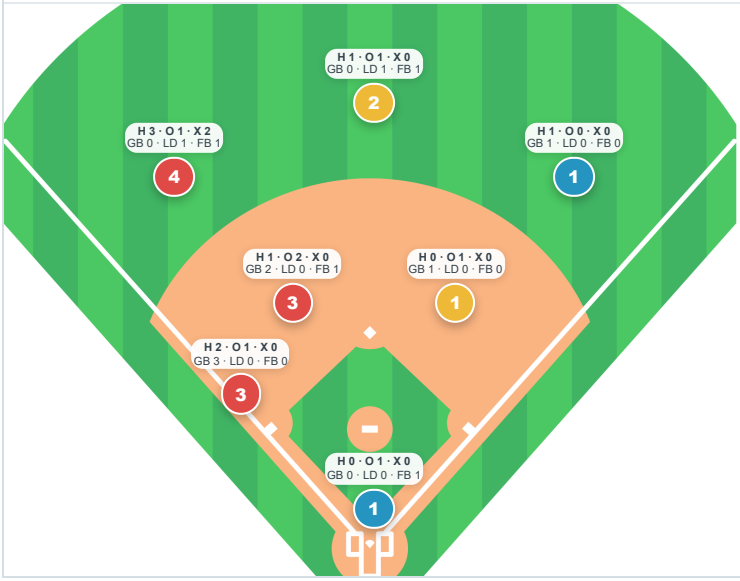

#3 PLAYER

45 games · 86 PA · 36 mapped contacts

Bunt potential: None · 0 attempts · 0 successful

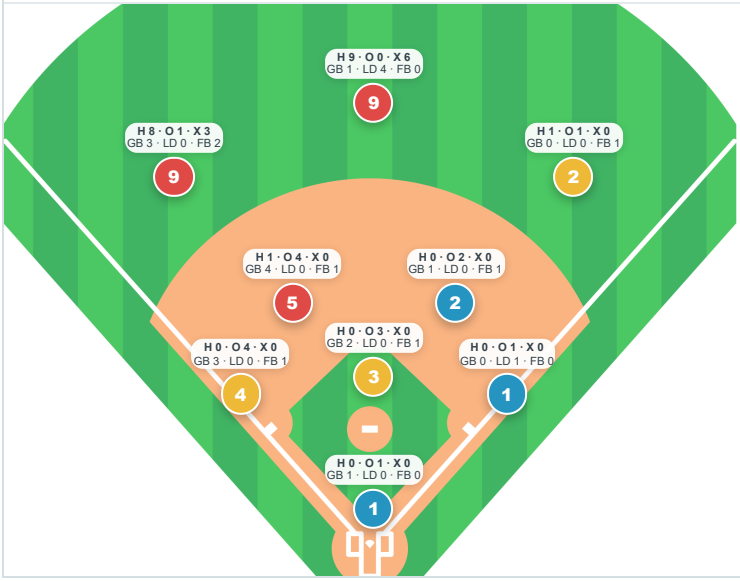

#4 PLAYER

45 games · 97 PA · 62 mapped contacts

Bunt potential: None · 0 attempts · 0 successful

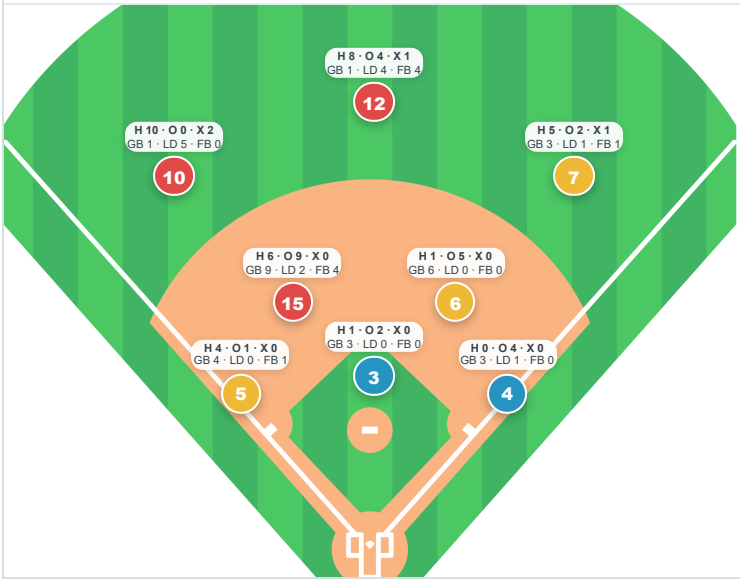

#5 PLAYER

45 games · 108 PA · 56 mapped contacts

Bunt potential: None · 0 attempts · 0 successful

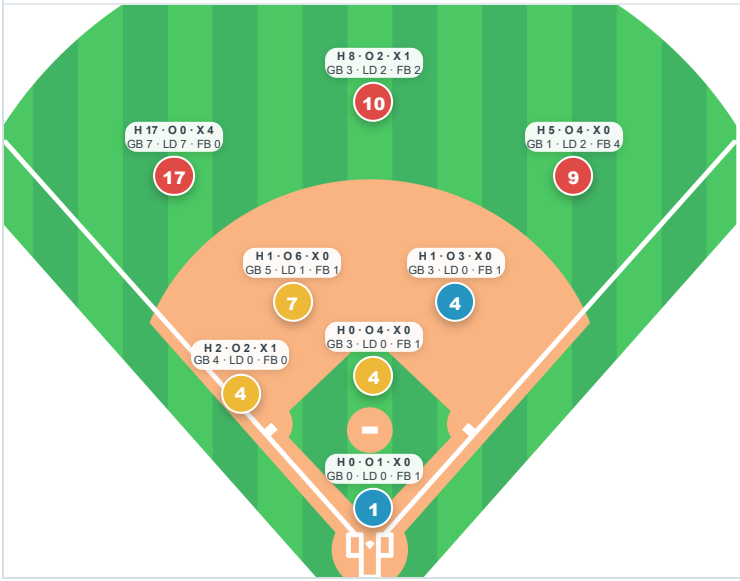

#7 PLAYER

45 games · 104 PA · 54 mapped contacts

Bunt potential: None · 0 attempts · 0 successful

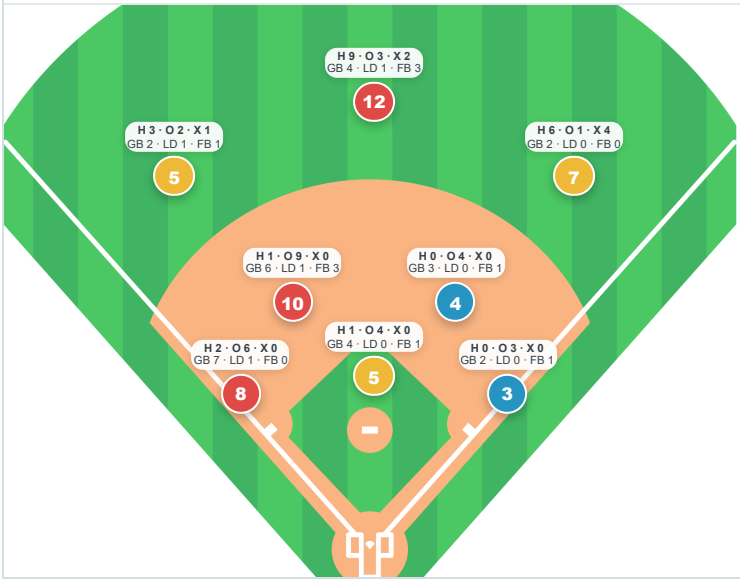

#12 PLAYER

45 games · 109 PA · 56 mapped contacts

Bunt potential: None · 0 attempts · 0 successful

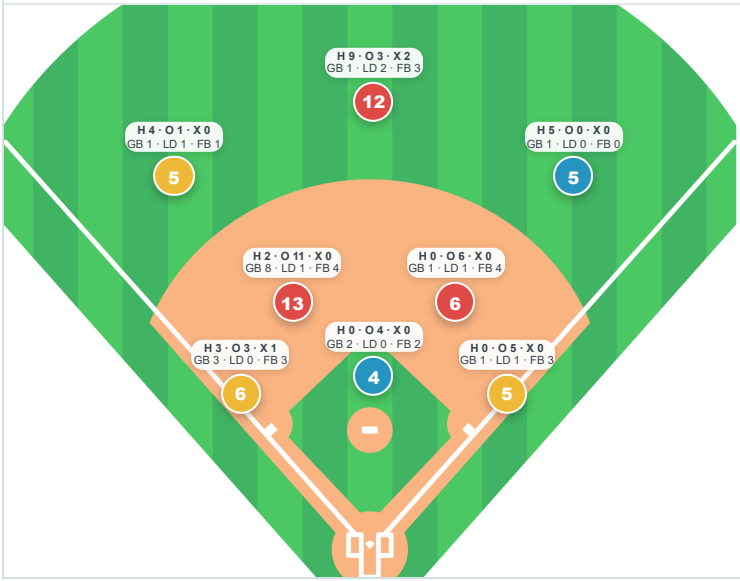

#17 PLAYER

38 games · 62 PA · 23 mapped contacts

Bunt potential: Medium · 5 attempts · 3 successful

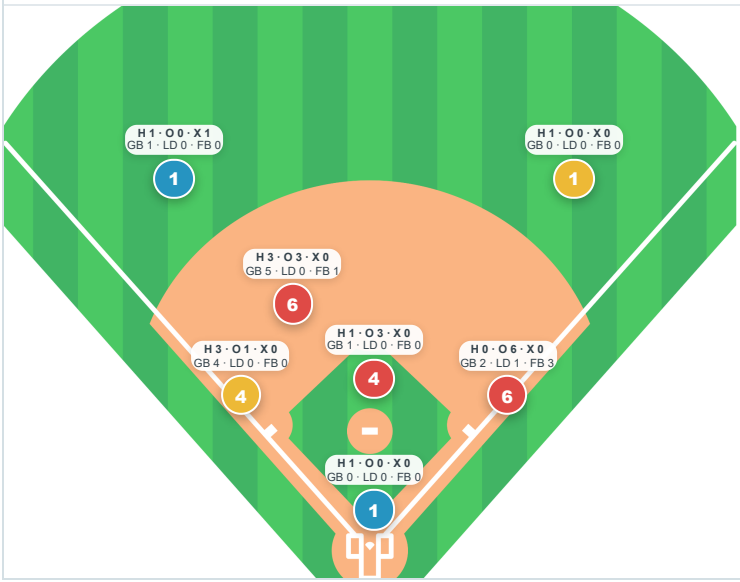

#20 PLAYER

44 games · 99 PA · 56 mapped contacts

Bunt potential: None · 0 attempts · 0 successful

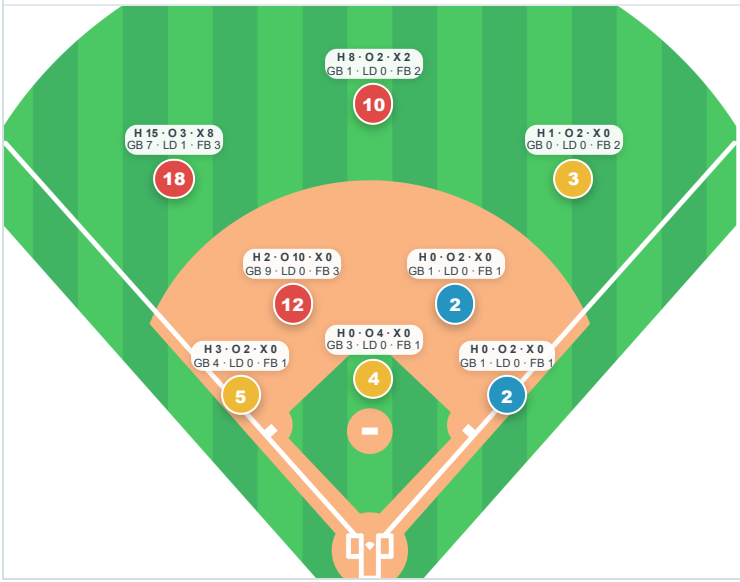

#21 PLAYER

45 games · 105 PA · 55 mapped contacts

Bunt potential: None · 0 attempts · 0 successful

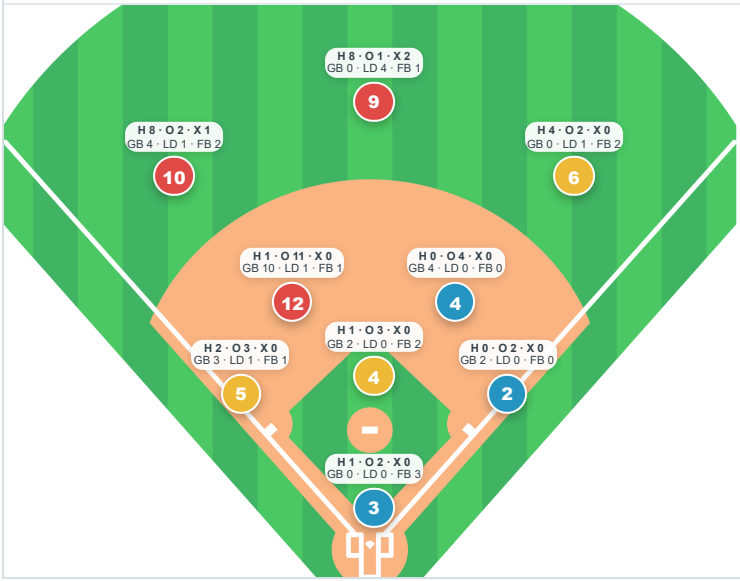

#22 PLAYER

45 games · 86 PA · 32 mapped contacts

Bunt potential: None · 0 attempts · 0 successful

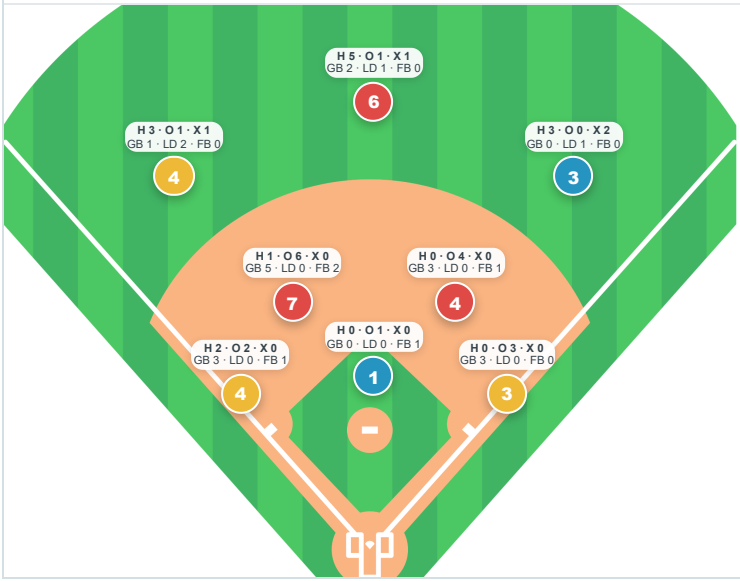

#24 PLAYER

1 games · 1 PA · 0 mapped contacts

Bunt potential: None · 0 attempts · 0 successful

No mapped contact is available for this opponent.

#27 PLAYER

36 games · 62 PA · 23 mapped contacts

Bunt potential: None · 0 attempts · 0 successful

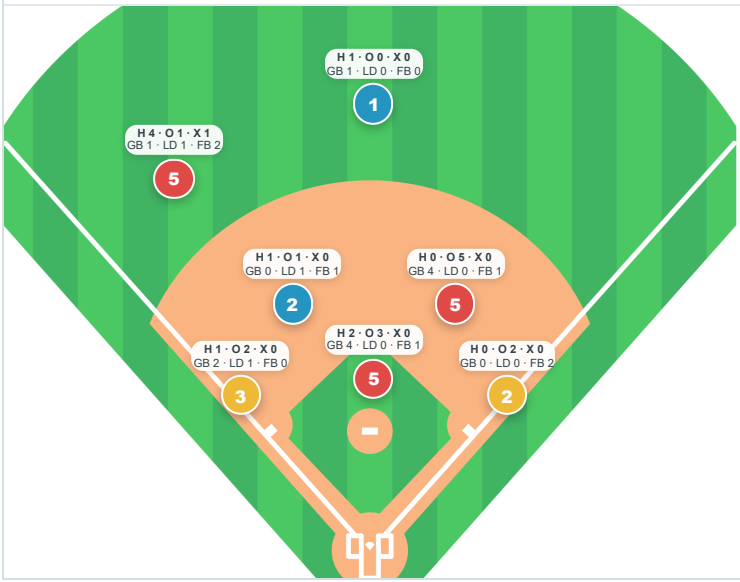

#32 PLAYER

1 games · 2 PA · 0 mapped contacts

Bunt potential: None · 0 attempts · 0 successful

No mapped contact is available for this opponent.