



The Accepted™ College Program

*The Steps You Must Follow to
Get Accepted into Top Colleges*

Prepared by
Jonathan Milman




The college admissions process can feel **overwhelming**. This guide shows you exactly where to start and what to do next.



8,563,865

Applicants Apply Per Year

- There are more applicants than ever applying to the top universities. Thus, standing out amongst the most elite students is more difficult now than ever before. Students must find a way to truly make their applications stand out.



How Accepted!™ Was Born

” Most students don’t know where to start or how to navigate the complex college admissions process. Every year, there are more essays, more requirements, and more deadlines — making it increasingly difficult to manage on your own.

- What was needed is a program that transforms a chaotic process into a clear, structured, step-by-step plan.
- Accepted!™ was created to guide students through every stage of the admissions journey — from crafting essays and building their profile to choosing a strategy and preparing their online presence.
- The program provides the structure, professional tools, and support that students have long been missing.
- Its goal is simple: to help every student submit a strong, competitive application and increase their chances of getting accepted to top U.S. universities.



Jonathan Milman, *Founder*

Having over 15 years of experience in SAT/ACT prep and college advising, Mr. Milman (Jon) has personally guided more than 12,000 students through the admissions process, earning national trust for proven results.





CHOICE SCHOOL

TARGET SCHOOL



100%

Of our students get into
their Target Schools

98%

Of our students get into
their top Choice Schools



TO BE CLEAR:

their top choice **ONLY** consists of top
30 schools and Fast Track Programs
(BSMD, BSDDS, etc.)

Our achievements

Students accepted to over 170 different colleges and universities includes acceptances to:

1 IVY LEAGUE

Yale, Columbia, UPenn, Brown, Cornell, Harvard, Dartmouth, Princeton

Yale



Penn
UNIVERSITY OF PENNSYLVANIA



Cornell University



2 TOP PUBLICS

UCLA, UC Berkeley, UNC, UMich, University of Virginia

UNIVERSITY OF MICHIGAN

UC Berkeley



THE UNIVERSITY of NORTH CAROLINA at CHAPEL HILL

Ucla



3 ELITE PRIVATES

Georgetown, Vanderbilt, NYU, UChicago, Northwestern, Carnegie Mellon, Notre Dame, and Rice



GEORGETOWN UNIVERSITY



NYU



Carnegie Mellon University



RICE UNIVERSITY

UNIVERSITY OF NOTRE DAME



NORTHWESTERN UNIVERSITY

4 STEM-FOCUSED

MIT, Georgia Tech, Carnegie Mellon, Cooper Union, RPI



5 LIBERAL ARTS

Williams, Amherst, Pomona, Vassar


Williams College

Amherst College





How to build your **PERFECT** standout **College Application** ?



Roadmap to College: 9–10th Grade

Extra-Curriculars

As soon as you get into High School, the first thing you should be thinking of is “What interests me?” Now, focus on those activities and make them shine!



Plan Every Summer!

Summer time is not just fun in the sun, use this time to really expand your college applications by visiting schools, partaking in summer programs, and expanding your EC's.




Maximize Course Rigor

Good grades are not enough if you are taking the easiest classes. Take as many AP's as possible and add on college classes that are dual enrollment. Also, start studying for SAT's around 10th grade.

Research or Passion Project

Start exploring a topic you care about and turn it into a meaningful project. Build, research, or create something tangible that reflects your interests and strengthens your application.



Roadmap to College – 11th Grade



Build your online presence

More admissions officers are trying to check what you put down on your app and they opt for checking your social media to verify. You want to document every aspect of your personal profile – No better place than a website!

Recommendation Letters

Most schools need 2 letters of recommendation from your teachers and 1 from your guidance counselor/college advisor. Ask in your junior year!

Finish SAT/ACT

Make sure you are fully set as far as the SAT/ACT and are ready to go. These exams can take anywhere between 6-18 months to master. So, make sure to give yourself ample time.

Pick Schools and Start working on College Essays

Pick your top schools and start working on apps. To develop a killer essay can take 6-9 months. It has to be perfect. So, start working on it in the middle of your junior year. You may even want to send LOI's

Roadmap College - 12th Grade



Send Apps

Once you submit, you will get access to a portal where you can check to make sure that the schools received everything



Financial Aid and Scholarships

Apply for Scholarships and Financial Aid. Scholarships can be applied for during any part of the process.



Supplemental Essays


These essays can vary from school to school but they all involve the research you already conducted.



Complete Interviews and Send LOCI's

Send SAT or ACT to the schools to make sure they submit on time. Make sure to always use score choice.






“Strategy without tactics is the slowest route to victory. Tactics without strategy is the noise before defeat.”

Sun Tzu

It all Starts with a Plan!



1 **First, Build Your Extracurricular Plan**

- Start by reviewing everything you've done so far — clubs, sports, jobs, hobbies, research, businesses, or personal projects.
- Identify what you can make better/bigger/leadership and focus on those to strengthen your profile.
- Create a clear plan for what you can start now or can expand upon, and how each activity should be presented in your application.

2 **Next, Plan Summers to Maximize Effectiveness**

- While sitting on the beach during high school summers may be a great time, this is your time to really get ahead
- Pursue research opportunities, even if you've never done research before.
- Take on leadership roles by running a club, starting an initiative, or leading a community project.
- Gain work or internship experience that adds credibility to your profile.
- Participate in competitions and pursue awards that align with your interests and strengthen your resume.
- Getting a job is okay, especially if it's something that impacts your community, but a strong leadership can be better.

3 **Picking Grades and Classes**

- Choose the most challenging courses available to you and prioritize academic rigor over easy grades.
- Plan your class schedule strategically, showing growth and consistency in core subjects over time.
- Maintain strong grades, especially in classes related to your intended major, as colleges evaluate both GPA and course difficulty.

4 **Start a "Passion Project"**

- Start a community initiative (service or nonprofit) with a real partner: pick one local problem, commit to measurable outcomes, and build a team + succession plan so it keeps running after you graduate.
- Start a research project tied to a real-world need: work with a mentor (university, lab, hospital, nonprofit), produce something tangible (paper, poster, dataset, tool)
- Start a mission-driven venture (club, company, or social enterprise) that solves a specific problem: validate the need, launch a pilot, track impact (people served, funds raised, results), then institutionalize it with leadership roles and documentation for the next cohort.



Hear it from Emily

Goldstein Alumn and Current UPenn Student, expected graduation 2025



Extracurricular Activities

Now it's time to review your **extracurricular activities** — because this is one of the most common mistakes students make in their extracurricular Activities

Most students list random activities without telling a story. Your goal is to show who you are, what you care about, and how you stand out.

WHAT YOU SHOULD FOCUS ON:

- Activities that show leadership, initiative, and real commitment.
- Experiences that align with your interests and academic direction.
- Depth and impact, not just quantity.



HIGH IMPACT EC'S



SELF-PUBLISHING A BOOK ON AMAZON

Write about your passion (e.g., STEM, politics, finance, personal growth).

- **Step 1:** Choose a topic that aligns with your future major.
- **Step 2:** Use ChatGPT & Grammarly for editing.
- **Step 3:** Publish on Kindle Direct Publishing (KDP).



CONDUCTING & PUBLISHING RESEARCH

NHSJS (National High School Journal of Science) – How to get published.

- **Step 1:** Find a topic (e.g., climate change, medicine, AI, psychology).
- **Step 2:** Contact professors via cold emails (Template provided).
- **Step 3:** Submit to NHSJS & other preprint journals.



CREATING A NON-PROFIT ORGANIZATION (501C3)

Solving a local problem (food insecurity, STEM mentorship, arts for low-income students).

- **Step 1:** Choose a mission that aligns with your major.
- **Step 2:** Register through LegalZoom or a local lawyer.
- **Step 3:** Apply for grants & sponsorships (templates provided).



JOIN LUMIERE AND THE YFL

These programs are designed to pair you with startups and graduate students so you have the absolute best extra curricular activities imaginable.

***More information will be given in the Bonus guide

LAUNCHING A PODCAST OR YOUTUBE CHANNEL

- **Step 1:** Pick a niche (e.g., finance, history, neuroscience).
- **Step 2:** Use Anchor.fm for free podcast hosting.
- **Step 3:** Create a content schedule & promote via TikTok.



HIGH IMPACT EC'S



STARTING A BUSINESS AS A HIGH SCHOOLER

E-commerce (Etsy, Shopify), tutoring services, social media consulting.

- **Step 1:** Choose a profitable niche.
- **Step 2:** Build a website & brand using Canva & Wix.
- **Step 3:** Start with low-cost marketing strategies



VOLUNTEERING WITH ESTABLISHED ORGANIZATIONS

Best places to volunteer:

- **Crisis Text Line** – Mental health crisis counseling.
- **UNICEF Youth Advocates** – Humanitarian work.
- **The Trevor Project** – LGBTQ+ support.
- **Local hospitals** – Shadow doctors or assist with research.



WINNING NATIONAL COMPETITIONS


Regeneron Science Talent Search – STEM projects.

- **Conrad Challenge** – Tech & entrepreneurship competition.
- **MIT THINK** – Research program for high schoolers.



THE ULTIMATE QUESTION THAT MANY PARENTS HAVE!

How do I know which EC's would work or structure anything if my child doesn't know what they want to do?



**THE
ANSWER:**

**PROCESS OF
ELIMINATION!**

**GET THEM INVOLVED WITH AS
MANY EC'S IN THE BEGINNING
AS HUMANLY POSSIBLE.**

- Even if they think they don't like something, have them work there for a month and see what happens.
- Thinking about Denistry - work in a dentist's office.
- Even if the kid doesn't like it, good! That way you know at least what they aren't going to be.




And, what about the professions that it may be super difficult to find an internship?

Course Era, Ed x, or Itunes U provides FREE college and graduate level course work that anyone can participate in.

- Get your kid involved and start working on things to get the kid in full understanding of what he/she can do.
- The only way humans make decisions is by having enough information.
- Kids don't have any information – so, give them the opportunity to get some...



WHAT IF THEY CHANGE THEIR MIND?



Breaking News

NEWSFLASH!

THEY'RE SUPPOSED TO!

80%

***OF COLLEGE STUDENTS CHANGE
THEIR MAJOR AT LEAST ONCE!!!***

- Teens will change their minds multiple times, expect it.
- That's okay, just be supportive and answer the questions they have when and if they have them.
- You'd rather them change their mind in high school or in college than when they're 40 years old with a family...

Once you have somewhat
of an idea of what your
child wants to be...

It's time to pick majors and
the right schools. So...

HOW TO THE PERFECT COLLEGE LIST?

MENTALITY

You must have the
mentality that you
want to shoot for
the stars and land
on the moon.

START

Start with the
strongest schools -
your dream schools.

COLLEGESCORECARD

Use [Collegescorecard.ed.gov](https://collegescorecard.ed.gov) to
get a full understanding of
statistics and data that you can
reliably trust. All other data is
anecdotal or seriously tainted.



THE REASON WHY YOU ALWAYS WANT TO START WITH THE STRONGEST SCHOOLS IS BECAUSE TARGETS AND SAFETY SCHOOLS ARE EASY TO WHEN YOU SETUP YOUR APPLICATIONS CORRECTLY.

They're also much easier to get into, so you don't have to work as hard since you're supposed to be able to get into those school no matter what you do.

No point in planning for a school you know you're getting into either way.



Your College List Should be Split

A successful college application strategy is about balancing ambition and security.

That's why we created three lists (Each should have about 3-6 schools)

01

REACH SCHOOLS

Highly Competitive,
Low Acceptance Rates

02

TARGET SCHOOLS


Good Match, Strong
Chance of Admission

03


SAFETY SCHOOLS

Likely Acceptance,
Backup Options

*This approach ensures excitement for top choices while securing strong fallback options.
***You should be applying to anywhere between 15 and 20 Schools*



Begin Writing the Common App Essay



First, the Personal Statement, also known as the Common App Essay



This is a 650-word essay where you show colleges who you are beyond your resume.

It's not just about what you've done, but how you think, what you care about, and what makes you unique.

HERE'S HOW YOU'RE GOING TO APPROACH IT:

1

First, you'll brainstorm to uncover the most meaningful stories and themes from your life — including things you may not even realize are impressive.

2

Then, you'll outline your essay so you know exactly what you want to write and how to structure it.

3

After that, you'll write a first draft — or, if you feel stuck, you'll try an alternative angle until the ideas start flowing.

4

Finally, you'll revise through unlimited edits until your essay is clear, polished, and absolutely perfect.

5 Key components of the perfect college essay

01

INCREDIBLE HOOK

A compelling opening that immediately grabs attention, creates curiosity, and sets the stage for your story.

02

AUTHENTIC NARRATIVE

A genuine, personal story structured around a meaningful experience, challenge, or moment of transformation that highlights personal growth and maturity.

03

CORE VALUES

Your essay should naturally and subtly illustrate your key strengths—such as resilience, leadership, creativity, or compassion—without merely listing them.

04

IMPACT

Incorporating genuine examples of community involvement or service that demonstrate your empathy, commitment, and ability to make a difference in the lives of others.

05

EMOTION

Writing with emotional depth and authenticity to forge a strong connection with readers, leaving a lasting, heartwarming impression.



STEP 1: BRAINSTORMING

Everyday begin journaling! If you don't know what to write, just start writing anything.

If you are too worried to write, begin audio recording yourself. Just get down as much information as humanly possible. Gather the information and organize it as best as you can. Write Write Write!!!



”

Not every social media platform is suitable for every brand. Choose the platforms where your target audience is most active.

*Social Media Strategy Presented
by Olivia Wilson*

STEP 2: CHAT GPT!!!

No!!! This is not what you think. Let's be clear, Admissions officers will be able to smell Chat GPT from a mile away and they will automatically reject you!

If you are too worried to write, begin audio recording yourself. Just get down as much information as humanly possible. Gather the information and organize it as best as you can. Write Write Write!!!



HOW TO USE CHAT GPT:

Copy and paste all the information and everything you wrote over the course of the last few weeks and use the following prompt:

"You are a college admissions officer with over 15 years of admissions experience, who is a master essay writer. You are going to help consolidate the information I will provide and give me the best ideas for a college essay based on the information provided. Keep the response to bullet points only. Only use the information I provided and do not use any outside information or sources."



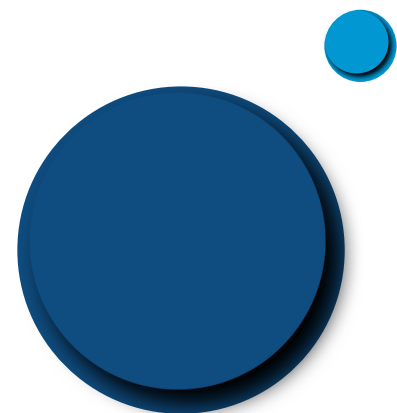
**DO NOT COPY
ANYTHING YOU GOT
FROM CHAT GPT!!!**

*Just use the ideas to
move onto step 3*



STEP 3: DRAFT

A VERSION OF YOUR ESSAY!



1ST DRAFT

Start by simply putting your thoughts down on a page. Don't worry about grammar, diction, or anything for that matter. Just put it down on paper.



EDIT AND ORGANIZE

This is where the ideas have to start forming together into a cohesive unit - Intro, Body, Conclusion.



2ND DRAFT

Now, that the essay actually looks like a real essay, there are crucial steps that the story must now have in order to mold into a college essay



STEP 4: REFINE THE ESSAY OUTLINE

INTRO

Powerful Hook or
Anecdots

STORYLINE

The beginning of
the story line
and/or examples

THESIS

Restate the Thesis
and interweave it
with the remainder
of your piece

THESIS

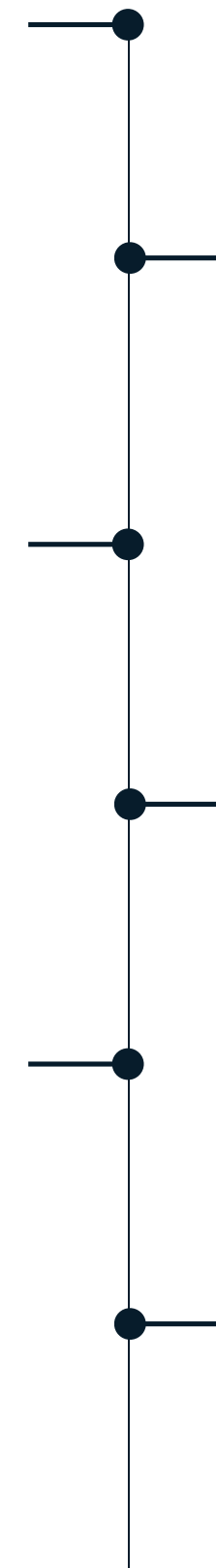
What is the main
point you're trying to
convey?

SETUP YOUR END

Make sure that you're
setting up a powerful
dramatic ending


WHY COLLEGE

End the essay
discussing the
journey ahead, tying
in the intro





WARNING!!!



AVOID THE FOLLOWING

THESE ARE THE THINGS YOUR ESSAY CANNOT HAVE:

- ⊗ Highly controversial points
- ⊗ Political statements
- ⊗ Overly complex language
- ⊗ Cliche's and Generic statements
- ⊗ Resume like lists
- ⊗ Exaggerations

STEP 5: CHOOSE A PROMPT

01

IDENTITY, BACKGROUND, OR PASSION

Share a part of your background, identity, interest, or talent that is essential to who you are and why your application would be incomplete without it.

02

CHALLENGES, SETBACKS, AND GROWTH

A genuine, personal story structured around a meaningful experience, challenge, or moment of transformation that highlights personal growth and maturity.

03

QUESTIONING BELIEFS AND NEW PERSPECTIVES

Reflect on a time when you questioned or challenged a belief or idea. What prompted this shift in thinking, and what was the outcome?

04

GRATITUDE AND ITS IMPACT

Describe something someone did for you that made you unexpectedly grateful. Explain how this moment influenced or motivated you.

05

MOMENTS OF PERSONAL GROWTH

Discuss an accomplishment, event, or realization that sparked personal growth and led to a deeper understanding of yourself or others.

06

INTERESTS THAT CAPTIVATE YOU

Describe a topic, idea, or concept that fully captures your attention. Explain why it fascinates you and how you continue to explore it.


07

AN ESSAY OF YOUR CHOICE

Share an essay on any topic that best represents you. It may be previously written, adapted from another prompt, or entirely your own.



Everyone you trust should read the essay and answer the ultimate question: **“Is this me?”**



Supplemental Essays: **The Process**

These essays explain why you're a strong fit for each specific school and show that you've done serious research.

Supplemental Essays require a Different approach

Supplemental Essays are more about the research you do for the school and your "School Fit."

These essays require a different skill, but the writing process doesn't change by much. There is just an added research step where it's important to fully understand the college and where you fit within the demographic pool.

01

RESEARCH EACH SCHOOL IN DEPTH

Identify academic programs, values, opportunities, and culture that genuinely align with your goals.

03

CREATE A STRUCTURED OUTLINE

Plan exactly what you will say before you start writing.

05

EDIT AND REFINE

Revise for clarity, impact, and fit —making sure every sentence strengthens your application.

02

DEFINE YOUR ANGLE

Choose a clear focus that connects your interests to what the school uniquely offers.

04

DRAFT EACH ESSAY WITH PURPOSE

Write responses that are specific, personal, and tailored to each school.

Once your essays are underway, the next step is building your personal brand.



Colleges today look for more than strong grades — they want to see the full picture of who you are.

That's where your resume and personal website come in.



Build a professional, polished resume

Create a resume that can be confidently sent to top colleges, scholarships, internships, and research programs.



Build a personal website to showcase your work

Create a personal website that presents your projects, achievements, and experiences. Add photos, videos, and other proof to support what you claim in your application.



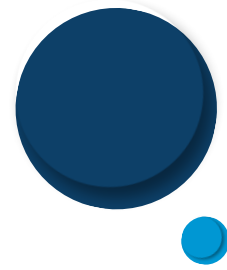
Develop a strategic social media presence

Set up a consistent posting strategy and share content that highlights your interests, accomplishments, and growth in a professional way that strengthens your application.



Communicate directly with admissions offices

Submit letters of interest and strategically connect with admissions representatives to make sure your application is seen and remembered.



Building your personal website — your own online portfolio

Use your personal website to showcase:

- your projects, research, art, publications, and internships — clearly organized and easy to navigate;
- photos, videos, and descriptions that provide real proof of your work and who you are.

If you have unique projects or strong passions — such as starting a nonprofit, conducting advanced research, building an app, or pursuing the arts — this is where you demonstrate credibility and depth.

A polished website sets you apart. When admissions officers see it, the message is clear: you are serious and prepared.



SCAN ME

Scan the QR code to view a sample website

Social Media Presence

HERE'S WHY THIS MATTERS:

Colleges do look you up online.

If you've done something impressive — research, shadowing, performances, major projects — but there's no visual proof, admissions officers may question it.

WHAT YOU NEED TO DO:

- Create a clean, professional, but authentic social media presence (especially LinkedIn or Instagram).
- Make sure what appears when someone searches your name supports your application.
- Add photos, posts, or articles that visually confirm your achievements.



Think you're finished once the main essays are done?

Not so fast! There are **extra essays** that can seriously increase your odds of **acceptance!**

1 Extenuating Circumstances Essay

If you've faced major challenges — such as family issues, health problems, or anything that negatively affected your grades — you should use the **Extenuating Circumstances Essay** to explain them.

You'll be asked:

"Please describe the challenges or circumstances and how they have impacted you."

This is a **250-word opportunity** to clearly explain your situation in a way that helps admissions officers understand your context — **without sounding like you're making excuses.**

Your goal is to be honest, thoughtful, and strategic so this section strengthens your application.

2 Additional Information Essay

If you have more to share than fits elsewhere in the application, use the Additional Information Essay to add important context.

This section can be used to:

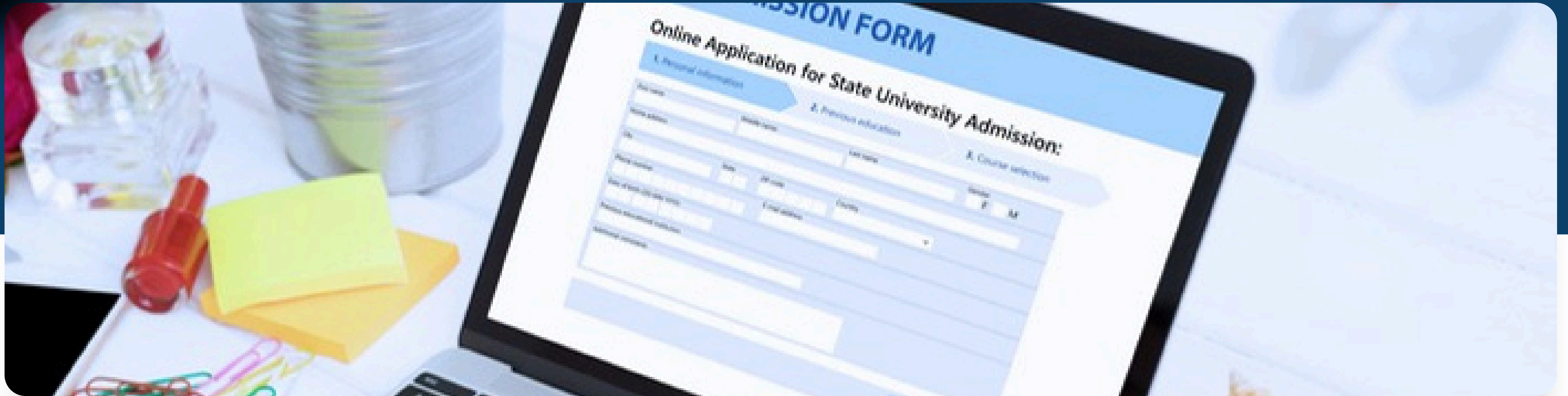
- highlight a meaningful activity that didn't fit in other sections,
- explain a personal or family situation that affected your academic path, or
- clarify something unusual in your record.

The goal here is **clarity and depth**, not repetition.

You'll respond to the prompt:


"Please provide any additional information you wish to share."





Crafting the Applications

Once your essays, resume, and extracurriculars are complete, it's time for the final stage: submitting your applications. **This is where everything comes together.**



Packaging Your Profile

You can be impressive — but if you don't present it correctly, colleges won't know.

The goal is a strong, unified profile that clearly shows why you belong.

YOUR TASK:

- Make sure your activities tell a clear, cohesive story.
- Write descriptions that explain impact, not just participation.
- Remember: you only get 150 characters per activity — every word matters.
- Showcase standout work (research, business, creative projects) through your website or portfolio.

Most colleges use the Common App, and every section matters.

WHAT YOU NEED TO DO:

Honors and Awards Section —

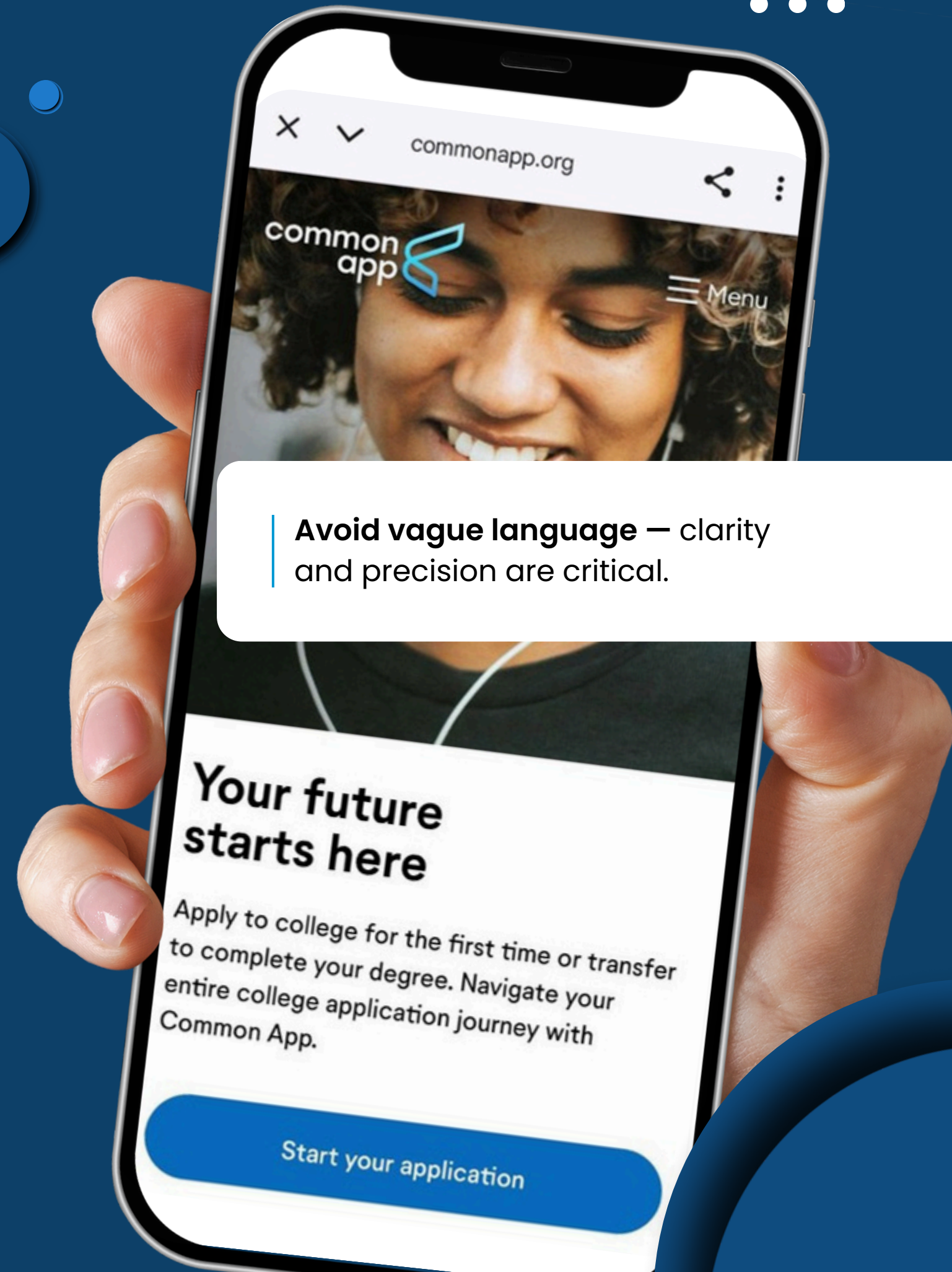
Select and clearly present your strongest honors and awards.

Research Publications —

Properly list and explain research or advanced academic work.

Extracurricular Descriptions —

Optimize extracurricular descriptions so each one sounds strong and intentional.



Avoid vague language — clarity and precision are critical.

Your future starts here

Apply to college for the first time or transfer to complete your degree. Navigate your entire college application journey with Common App.

Start your application

Some schools use their own application systems— MIT, Georgetown, and a few others

Your application should feel unified, no matter where you apply.

YOUR RESPONSIBILITY:

01

Learn each school's specific format and requirements.


02

Adjust essays and materials accordingly.


03

Keep your story consistent across all platforms.





Letters of Interest & Continued Interest



When you apply matters more than most students realize.

Timing is part of your admissions strategy.

1 BEFORE APPLYING

Letter of Interest

- Write a clear, professional email to admissions officers at your top-choice schools.
- Use this letter to express genuine interest and explain why the school is a strong fit for you.
- Send it before submitting your application so admissions officers recognize your name early.
- Treat this as your first impression — it can make a real difference.

2 IF YOU GET DEFERRED

Letter of Continued Interest

- Understand that a deferral means the school is still considering you.
- Send a Letter of Continued Interest to reaffirm your commitment to attending if accepted.
- Use this letter to update the school on new achievements and remind them why you're a strong candidate.
- A well-written letter can significantly improve your chances.

**Direct
communication can
make a difference.**

**These letters help admissions
officers remember you.**

WHAT YOU SHOULD DO:

- Send a Letter of Interest before applying to express genuine enthusiasm.
- If deferred, submit a Letter of Continued Interest to reaffirm commitment.
- Clearly explain why the school remains a top choice.

WHEN TO APPLY?

Now that you've completed your essays, resume, and activities, it's time to focus on something just as important – when to apply. **The timing of your application matters more than most students realize.**

Colleges offer different application options, and each one requires a specific strategy. Your goal is to choose the option that best fits your situation and gives you the highest possible chance of acceptance.



When it comes to applying to college, **you have two main options:**

Early vs. Regular Decision

What You Need to Know

 **1** Apply early

(before November 1)

 **2** Apply regular decision

(by January 1)

But even within early applications, there are different categories.



EARLY ACTION (EA) –

Get Your Decision Early, No Commitment

With Early Action, you submit your application by November 1 and receive your decision in December.

The big advantage is that you'll know where you stand earlier, but you're not locked into attending if you're accepted.

It's a great option if you want to have some schools already decided before regular decision deadlines.

If your application is strong by the start of senior year, apply Early Action to as many schools as possible (since it's non-binding) to get results early and reduce stress.

EARLY DECISION (ED) –

High Risk, High Reward

Early Decision is also due November 1, but there's an important catch: if you're accepted, you must attend.

This is a binding agreement, meaning you can apply ED to only one school. You need to be 100% sure this is your top choice because you won't be able to compare financial aid offers.

The big advantage is that ED can increase your chances of getting accepted – especially at highly competitive schools.

Use Early Decision only if it gives you a clear admissions advantage and you're fully confident about the school.

RESTRICTIVE EARLY ACTION (REA) –

Special Rules for Ivy League Schools

This is a special type of early application used by schools like Harvard, Yale, Stanford, and Princeton.

It works like Early Action – you apply early and receive a decision early – but with a major restriction: you can't apply early to other private schools (public schools are usually allowed).

The advantage is that some schools slightly favor REA applicants because it demonstrates strong interest, while still allowing flexibility to decide later.

If you have a strong application and one Ivy League school is your clear top choice, consider Restrictive Early Action as a strategic option.

REGULAR DECISION (RD) –

The Traditional Route

This is the most common application option, with deadlines typically around January 1.

The main advantage is that it gives you more time to work on your essays and strengthen your application.

The disadvantage is that it's more competitive because you're applying in the largest pool of applicants.

Choose Regular Decision if your application needs more time to improve – whether that means stronger essays, better test scores, or deeper extracurricular involvement.

Your Game Plan — Choosing the Best Strategy for You

This decision alone can make or break an application — so it's important to approach it strategically.

Don't choose deadlines at random.

Build an application strategy that gives you the strongest chance of getting into your top schools.

Evaluate your profile honestly to determine whether you're ready to apply early.


Decide whether Early Action, Early Decision, or Restrictive Early Action makes sense for your goals and situation.

If early options aren't the best fit, apply Regular Decision to ensure you're submitting the strongest possible application.



Let's talk about Scholarships

There are 2 Types: **Internal & External**





No one should be interested in learning about paying in Cash or loans!

THERE ARE 4 WAYS TO PAY FOR COLLEGE!

- **Cash**
- **Loans**
- **Scholarships**
- **Financial Aid**

Loans suck and are currently hovering around **12%**

Some are forgivable and some are not.

But, even the forgivable ones rely on you making no money. Not ideal

Internal – Money that comes from the school

Merit Aid– Based on the student’s “Merit”. How good they are in school.

For example:

if a student overqualifies for a school, the school will offer incentives to try to get the student into that school.

98 Average **1520** SAT score
Fordham (**80k per year = FREE**)

This depends on the school’s endowment. Endowment is how much money the school actually has to give.

What can be strange to understand is that sometimes Finances play a roll in Merit Aid. If the student encounters particular financial hardship that counts as Merit aid as well.



External –


Money that comes from
anywhere other than the school.
Companies, donors, etc.

- You can and should apply for scholarships as early as 9th grade!
- The more you apply for external scholarships the more likely you are to get them.
- Everyone in this group will receive **10 FREE** scholarships per month that you can apply for.



Financial Aid

Scholarship money that comes from the US government - Tax payer money...



Financial Aid

When it comes to paying for college, **there are three main components of financial aid:**

1 Federal Pell Grant

- Need-based federal grant
- Up to \$7,395 per year
- Does NOT need to be repaid

2 TAP (Tuition Assistance Program – NY only)

- New York State grant
- Up to \$5,000 per year
- Does NOT need to be repaid

3 Federal Student Loans

Low-interest federal loans
Included as part of aid
package


Up to \$22,895 per year:

Maximum Total Financial Aid Package:
(Includes grants + federal low-interest loans)





Most parents think they **don't qualify for Financial aid** so they don't even apply!





YOU SHOULD ALWAYS APPLY!

There is one major secret to Financial aid: They almost never check anything other than your tax return.

**This is not legal advice nor financial advice in any way. this information is only for educational purposes.*






The majority of money comes from internal Scholarships.

You need to “Overquality” for a school to maximize the aid.

- Best way to overqualify is Test Scores!
- The higher the Exam, the more money you get.
-






WHAT ABOUT SCHOOLS THAT ARE TUITION FREE?

Some schools, depending on your financial situation, *WILL BE TUITION FREE*. Which means, a school like UPenn, if your family makes less than 200k per year, will be tuition free.

WHAT DOES NEED BLIND MEAN?

Need blind means college will not look at your financial circumstances to determine their financial decisions.



Scholarships & Financial Aid Wins

24%

of students were
awarded full-ride
scholarships

\$4.2M

over \$4.2M in
scholarships and
grants earned

98%

received institutional
merit scholarships
without need-based aid

LET'S BREAKDOWN A FINANCIAL AID PACKAGE TOGETHER

There are many hidden costs that college try to hit you with. There is no reason to fall for this trap and make sure you're not paying for things you don't need.

Your Estimated Cost of Attendance for 2020-2021

Tuition	\$51,156
General Fee	\$5,136
Technology Fee	\$870
Clinical Fee	\$608
On-Campus Housing	\$10,600
On-Campus Dining	\$5,590
Total Direct Costs	\$73,960
Books And Supplies	\$1,358
Personal Expenses	\$1,946
On-Campus Transportation	\$922
Travel	\$1,336
Total Indirect Costs	\$5,562
Total Cost of Attendance	\$79,522

Your Estimated Financial Aid Resources for 2020-2021

Penn Grant	\$45,667
David & Stephanie Simon Scholarship	\$9,520
Estimated Federal Pell Grant	\$6,195
Fed Suppl. Ed. Opportunity Grant	\$4,000
Total Grant/Scholarship	\$65,382
Federal Work-Study	\$3,500
Work Study Total	\$3,500
Total Financial Aid	\$68,882

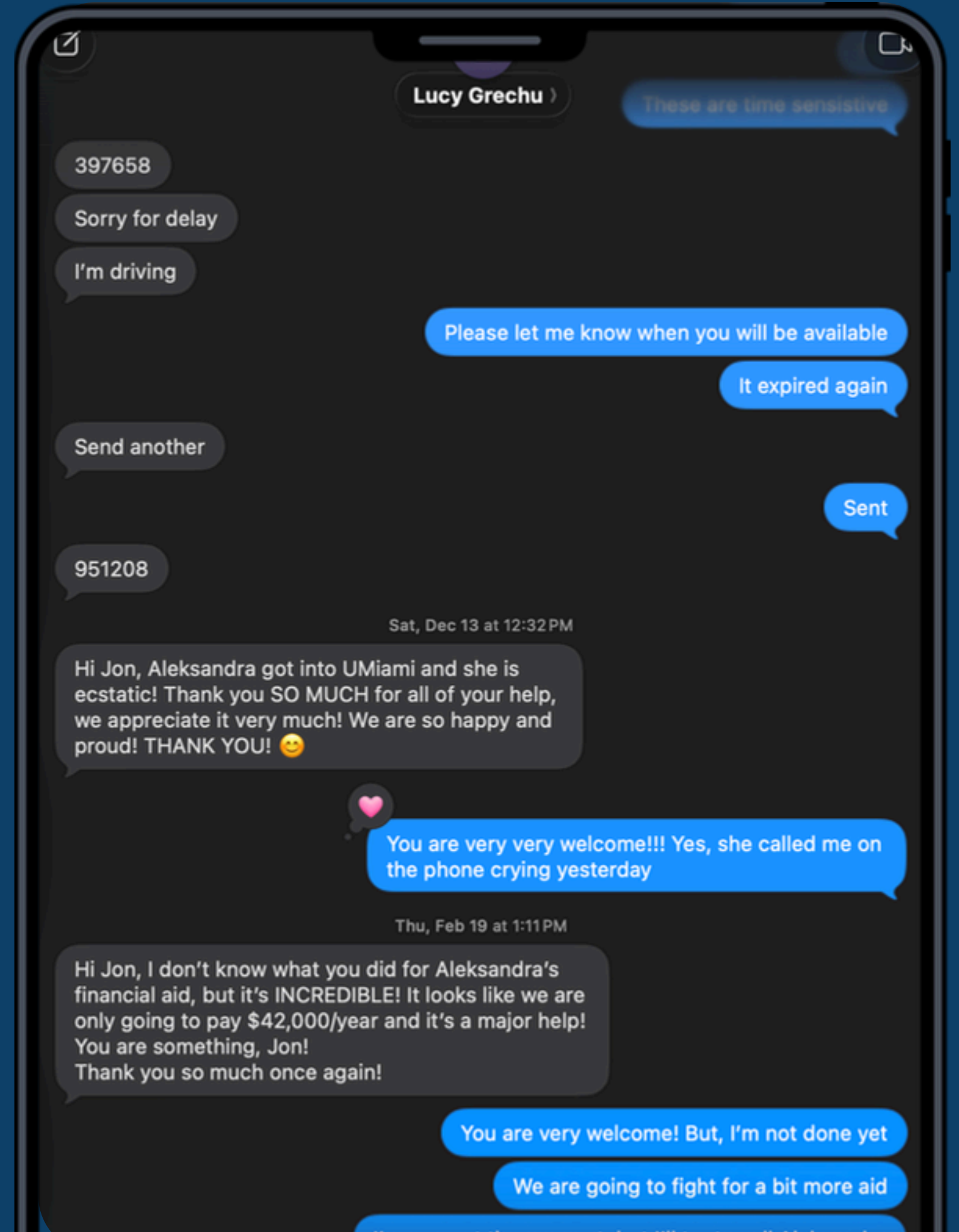
Your Estimated Net Cost for 2020-2021

Total Net Cost	\$10,640
-----------------------	-----------------

Aleksandra Grechu's Mom was super grateful

Aleksandra's dream school was U Miami, but the mom had no idea how she was going to pay for the school. So, we did what we do best - CUT THE TUITION BY 50K PER YEAR!


And... We're not done.



Real Results from Real Students


Test results of our students before starting their studies at Infinite Academics

BEFORE




1180

JULIA B.



24

DAVID M.



1220

SARAH K.



Real Results from Real Students



98% of all students were accepted into their first choice schools

AFTER



1560

JULIA B.



35

DAVID M.



1590

SARAH K.



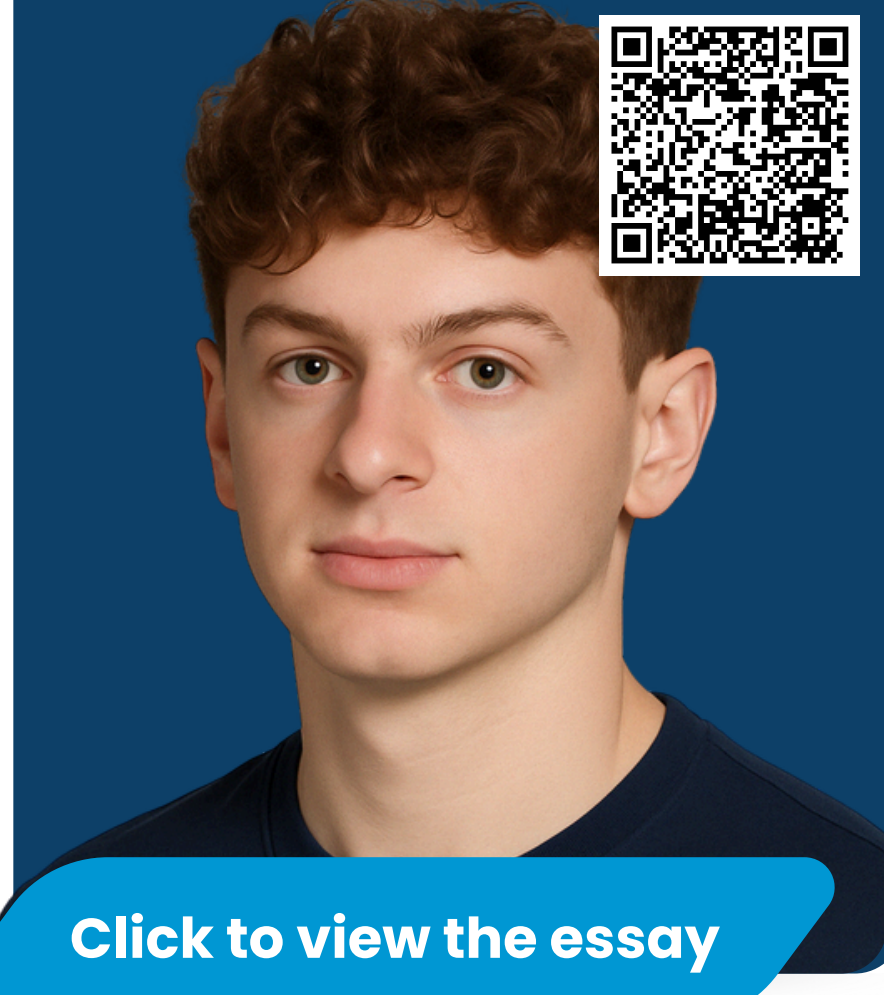
Want to see what a winning profile really looks like?

Explore these kids' resumes, websites, common app essays, supplemental essays, and full applications as prime examples of the work we do to get kids accepted into top universities.

A portrait of a young woman with long brown hair, smiling, wearing a dark blue blazer over a white collared shirt. A QR code is positioned in the top right corner of the portrait.

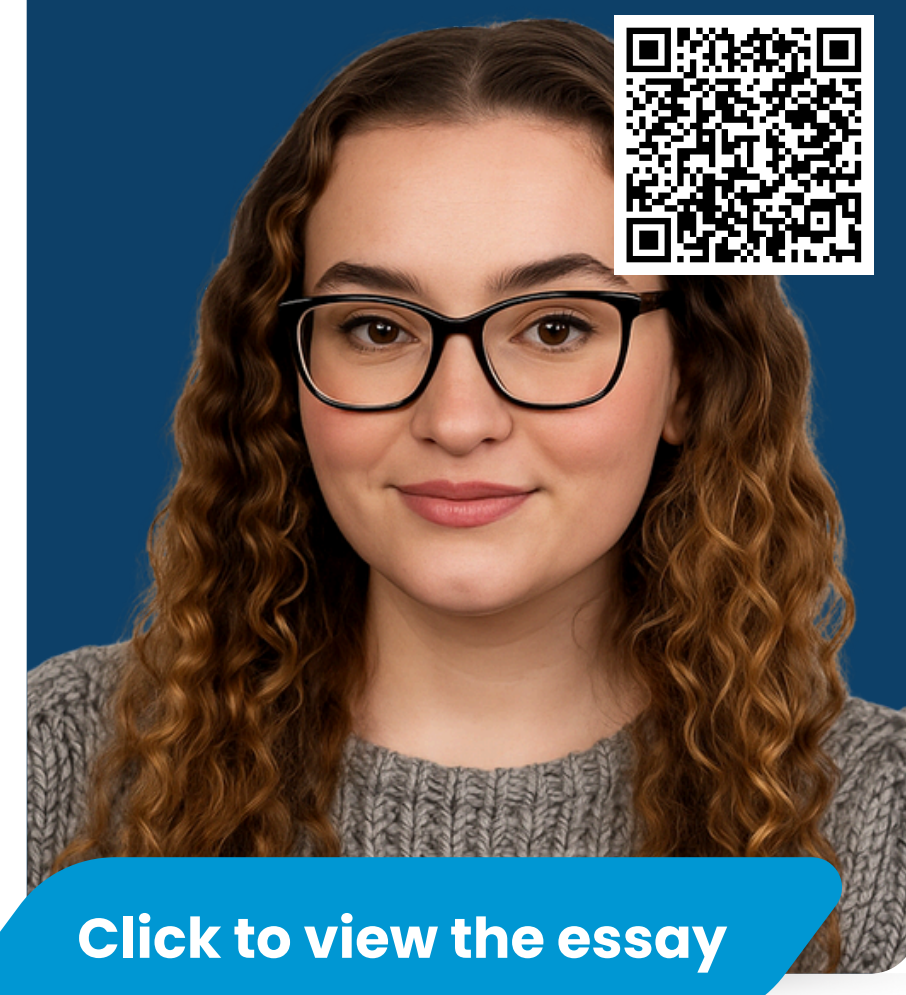
[Click to view the essay](#)

JULIA B.

A portrait of a young man with curly brown hair, looking directly at the camera, wearing a dark blue t-shirt. A QR code is positioned in the top right corner of the portrait.

[Click to view the essay](#)

DAVID M.

A portrait of a young woman with long, wavy brown hair and black-rimmed glasses, wearing a grey knit sweater. A QR code is positioned in the top right corner of the portrait.


[Click to view the essay](#)

SARAH K.





**As an Added Bonus, we included
Other Winning Essays!**



Upenn Wharton

ODYSSEY


With an EpiPen in one hand and an emergency cell-phone in the other, I begin my trek through the unforgiving outdoors. Within minutes, I am approached by a slobbering, four-legged creature, as my heart sinks to the pavement. The beast is pulled back by its handler in the nick of time, as I continue on my path. Next, I encounter a stretch of beautiful gardens that the Gods have blessed – all infested with pollinating bees. Curse you, springtime! I step off the side-walk and continue along the side of the street, vigilant of any cars to my right and the buzzing sounds coming from my left. Two blocks later, and I finally arrive at my destination: Starbucks. Just as I think I've landed at the shores of safety, my usual soy-coffee is served to me without any writing on the cup. I cautiously open the lid, as the poisonous scent of almond milk caresses my nostrils. Not today, allergies, not today...

Between nuts, bees, pets, and countless other natural threats, I've spent the majority of my life "proceeding with caution." What may seem like an ordinary day for others is more of an obstacle course for me. Although I'd like nothing more than to explore the forest or pet every single dog I see, the shackles of my allergies have confined me to a box that is far too small for my spirit. Fortunately, I've become a master escape artist, able to move beyond the limitations I face in the "real" world by finding freedom in more expansive realms.

Unlike my body, my mind can take me on endless adventures without boundaries; therefore, I have always viewed it as a space-shuttle of sorts. As a child, one of my favorite areas to explore was ancient Greek mythology. Whether it was flying with Icarus to the sun or foolishly opening up Pandora's Box, the stories I read became experiences I lived through. Besides conveying a fascinating tale, these mythologies provided a thrill that inspired me to keep exploring – and while sailing the Aegean sea was probably out of the question, deep down, I knew that my Odyssey awaits me.

After taking my first robotics class, it was clear that my voyage lay in the lands of science and technology. It was there that I discovered the ability to build my own pet: a reactive, mechanical dog that I named "Robo." Through mechanical design and programming, I have found that I can conduit my natural curiosity and love of life. Since the construction of my faithful robotic companion, I have been diving into areas like machine-learning, where I can further forge an alliance between my heart, my mind, and the evolving world of technology. This past summer, I worked on models that develop predictions of thermodynamic quantity. Programming a machine with the human-like capability to learn has been a very surreal experience that has opened my eyes further to the endless possibilities of artificial intelligence. Along my journey, I took a detour into the kingdom of outer space, developing a solar cell in the process. I can now see the light from our galaxy in the palm of my hand, inspiring me to seek new opportunities for discovery.

To me, science is a mythology that is always being written – one that I plan on contributing to. However, as I've learned from the heroes of my favorite Greek myths, which I continue to study in great detail, it is not the power in one's hands but the intention in one's heart that matters. Therefore, as I embark on the next chapter of my story, I do so by heeding the ancient wisdom I've learned along the way. For in addition to personal freedom, I've garnered a greater sense of moral responsibility – and in this respect, I will continue to do what my allergies have taught me and proceed with caution.



HOT SAUCE

In the grand and delicious symphony of life, a single note, built into the larger tapestry of tuneful melody, can change everything. It's like a drop of the perfect hot sauce, altering the entire flavor profile of existence—or the delicate balance of flavor on the tip of your tongue. Again, life is about balance and taste, and about finding what you need, never giving up until you're satisfied; I call this, the "one more" mentality, the quest for that perfect note. Through a process of learning and careful attention, I will become the weaver of my own taste and experience, taking the long, winding melody of my life in my own hands, raising it to my lips and tasting victory—the fruits of my undeterred determination, the result of my own life's recipe.

Take cayenne, a terse melodic blend signifying strength and courage. Cayenne reminds me, every time I taste it, of the story of my first failure, the moment when the lights went on, my mouth opened, and the words I rehearsed for hours didn't come. The usual melodic tune that so often reverberates through every fiber of my being, leaving the audience in astonishment, simply didn't flow. The audience began to whisper and I began to panic. The lights bearing down began to become blindingly hot and things began to darken. I tried again to let the words follow the music, but again, nothing. I was frozen in time with the whole world staring at my ineptitude. But, I was ready for this. I have been ready for this my entire life, and chose to take the burning desire to overcome—to rise from the ashes. With a few simple hand gestures waved to the music director, the music started from the beginning. The moment came one more time and just like that I pushed my abilities far beyond what I thought was possible and belted the most powerful note of my career. It was the "one more" attempt, that relentless pursuit to turn failure into a stepping stone, to transform the fiery pain into a triumph of gritty resilience. The cayenne became a symbol, a representation of the fiery battles that life throws at us, and our duty of determination in the face of failure.

I can never ignore how the sweet and subtle jalapeño plays its tune, a harmonious blend of discovery and adventure.

It's the narrative of uncertainty that guides me through travels, be it to Spain, Italy, France, England, Russia, Ukraine, and so many more countries, cultures, and flavors that I have explored. The whisper and gentle nudge to beg for "one more" night under a blanket of stars in the Austrian alps, or "one more" village to visit while backpacking through Tuscany. It's the subtle strength of being curious that fuels my journey of growth and self-discovery. And, just like a jalapeno, one can never truly know how spicy, sweet, or flavorful the pepper could be.

A story can only end with its beginning. I still remember my mother drawing the red fiery paste in a smiley faced pattern over the yellow scrambled eggs when I was only eight years old. The sheer audacity of it all, having an eight year old try something so foreign is indicative of my relationship with my aspirational figure. A lawyer, business owner, self made and powerful woman, I can most accurately compare her to the robust sriracha. A maelstrom of passion and zeal, I can still recall walking into her office at 3am, with books and papers surrounding her. "Mom, why aren't you sleeping? Haven't you done enough for the case?" I asked. With a matter of fact response, she turned to me and spoke the words I will never forget, "Erika, if you want to truly make an impact on this world, then you cannot just do what is required. If you need to read 2 books, read 3! If you need to study 5 cases, study 6! If you need to practice for 4 hours, practice for 5! Always just do one more!" The words stuck to me with the same boldness of sriracha, igniting my passion and zeal to chase my dreams with relentless determination and boldness.

It's the "one more" mentality, the relentless pursuit of overcoming struggles that allows me to stand at the head of the ensemble, orchestrating each flavorful note, regardless of the type of hot sauce, into a masterpiece of life. I am the cartographer of my own path, and each flavorful note offers a clue of where I am headed. And, my destination is delicious.

Essay #2: Paola Karapatakis

Dartmouth

"It's judging me," I think to myself as the cold blues and vibrant yellows offset the reality of a world that exists only in the minds that can see the truth. "It's not good enough! I'm not smart enough! I have failed myself and my family," I tell myself reflecting on the water color sketch I have just made. I continue working, staring at the colors intently working through every detail and contour and trying to make sure that every color and brush stroke has meaning and purpose.


Whatever the color, blue, green, purple, red, yellow, orange, black, and white, we create definitions for every aspect of our world, labeling things in order make sense of innumerable information. However, there is so much more to beauty than predetermined labels and identifiable superficial notions. The colors I have ever perceived all culminate within me some deeper emotional connection that allows me to understand not only the world as beautiful but myself as a complex and dire being searching for answers. The way each color feels, tastes, and sounds fuels the vibrancy in my life. When eating a spicy pepper, I taste the fiery sensation of orange. When a delicate flower caresses my skin, I hear the soft laughter of yellow, and when I cry I feel the painful prickles of grey. Every experience, person, action of my life has been defined by various formulations of color.

Emerald, a vibrant mix of green and yellow that takes me back to that moment of realization I had while looking up at the emerald green trees in Madagascar's rainforests. I remember how different I emerged from that trip to the island of diversity. I never realized the true beauty of nature until I stopped and took in the fresh air of the untouched rainforest and lost my breath. The color brings back the sound of lemurs jumping from branch to branch, and the feeling of soft raindrops falling onto my cheeks. A duty becomes imprinted in my mind to give back to the world that provided me with this inexplicable joy that the nature of that rainforest brought. It made me realize just how important the world is, how I need to make a contribution, how I need to assail the people and environment that surround me bloom.

Lilac, a dark mix of black and red, inspires my love for the people around me. It takes me back to the sizzling fire of my family's weekly barbecue, where my mother would sing to us, and my brother and father would cook traditional Greek kebabs. That fiery red reminds me of the laughter that always surrounded our dinner table, and the tradition of love and togetherness engraved in my childhood. I become overwhelmed by the blanket of love covering my family, which hugs me with warmth and comfort.

Aquamarine, a pale mix of blue and green evoking a certain sense of strength. I remember the day my father's friend called my mother, informing us that my father started feeling pain in his chest and was at the hospital for his heart. I remember that aquamarine hospital gown my father wore, hearing the irregular beating of his heart in the background with my mother's soft whispers of holy scripture. My body becomes stiff as I remember that urgency I felt to hold back my tears and act strong for my mother. That aquamarine color inspires my need to act bravely in difficult situations.

What truly astounds me is how color can influence my personality so robustly. Color is a transient being, magical and undeniable. I am made of color. It defines my ideals, beliefs, actions, friendships, and who I am. My color is the source of inspiration for my goals, what I'm capable of, and how I want to live my life. If someone doesn't like my color, they may then choose another one.



Yes — This Process Is Hard. You Don't Have to Do It Alone.


College admissions can feel overwhelming — and honestly, it is. That's exactly why we're here.

We have college packages that will guide you and help you every every step of the way.

You won't have to worry about Essays, applications, resumes, websites, scholarships, or financial aid.

- The Entire Process is **DONE FOR YOU!**
-
-





PRICE LIST:

Common App Essay: \$1500

Interview Preparation: \$500

Supplemental Essays: \$500 Each

LOI and LOCI's: \$500

Weekly Meetings: \$200 Each

Social Media Overhaul and Strategy: \$1000

Resume Build: \$500

Financial Aid: \$1000

Website Build: \$800

Application Guidance: \$500





\$30,000

total Costs can be range
between \$20,000 and \$30,000

17 SCHOOLS

Average Student
Applies to 17 schools




We have packages to help every step of the way to help reduce costs and maximize efficiency

We offer three main packages depending on how much support you want and how many schools you're applying to.

3 FIVE STAR PACKAGE

For Students Applying to Up to 5 Schools




2 TEN STAR PACKAGE

For Students Applying to Up to 10 Schools



1 INFINITY PACKAGE

The most comprehensive package guidance



INFINITY PACKAGE

If you want everything done with you, step by step, and the highest level of support, Infinity is for you.

ALL-INCLUSIVE, VIP SERVICE

\$15,000

(Original Price \$30,000)

BEST PRICE

HERE'S EXACTLY WHAT WE'RE GOING TO DO TOGETHER:

- **All Essays Covered:**
 - Common App Personal Statement
 - All Supplemental Essays (no limit on how many schools – we'll do as many as you apply to!)
 - Extenuating Circumstances Essay
 - COVID-19 Impact Essay
- **Unlimited Editing & Strategy Calls** – Weekly one-on-one meetings to brainstorm, plan, write, edit – until everything is perfect.
- **Resume Development** – We'll build and polish your professional resume for applications, scholarships, and internships.
- **Personal Website Creation** – A custom, beautiful website to showcase your projects, leadership, research, and achievements – proving to colleges that you're the real deal.
- **Weekly Meetings** – Every week, the student will personally meet with an expert advisor to go through exactly how to setup the application and perfect everything to give him the best possible chance at his dream school.



Extracurricular & Application Strategy — Full guidance on what activities to add, leadership to pursue, and how to present everything in your application.

Letters of Interest & Continued Interest — I'll personally guide you in writing strong letters to admissions officers to give you an edge — both before applying and if you're deferred.

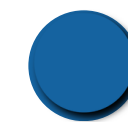
Comprehensive Application Assistance — We'll fill out and review every part of your application together — Common App, activities list, awards, recommendations, everything.

Exclusive "Hell Day" — A one-day marathon session where we sit down and finish all your essays and applications in one go.



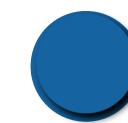
As a first-generation college applicant, I had no idea where to start. Jon walked me through every step, from choosing colleges to writing essays. He never made me feel bad for asking a million questions, and his feedback made my essays so much stronger. Thanks to him, I got into Cornell and NYU, and even got a \$27,000/year scholarship. Couldn't have done it without him."

Erik P.



STEP 1: PRE-HELL DAY PREPARATION

- Before Hell Day even starts, we will have worked through your essays and application details.
- Most of your supplemental essays will already be drafted, so we're not starting from scratch.
- You'll come in with everything outlined and prepped, so Hell Day is all about finishing strong.



STEP 2: THE HELL DAY EXPERIENCE (8 AM - UNTIL WE'RE DONE)

- We start early—and we do not stop until every single piece of your application is complete.
- We go essay by essay, application by application, refining, editing, and finalizing every word.
- Every school's portal, every Common App detail—we go through it all together.
- By the end of the day, you'll have a fully polished set of applications, ready for submission.



STEP 3: FOLLOW-UP FINAL MEETING (1-2 HOURS)

- Even though Hell Day finishes your applications, we still do one final review session a few days later.
- This is where we polish any last-minute details, catch any errors, and do a final quality check before you hit submit.
- This ensures that when you send your applications, they're absolutely flawless.

Ten Star Package

This will satisfy all of the requirements for up to 10 schools, which is the grand majority of schools that have major supplemental essays. This package will essentially ensure that every essay and application gets submitted on time and to the highest quality.

TEN STAR PACKAGE

\$10,000

(Original Price \$20,000)

**BEST
PRICE**

HERE'S WHAT'S INCLUDED:

- **Common App Personal Statement** — Full brainstorming, outlining, and editing process.
- **Supplemental Essays for 10** — We'll work on all of the supplemental essays for up to 10 schools.
- **Common Application Guidance** — Full support on how to navigate and fill out the Common App correctly.
- **Activity Description Guidance** — Help with writing powerful 150-character descriptions for extracurricular activities.
- **Resume Development** — One-on-one guidance to build a sharp, competitive resume.
- **Letters of Interest** — I'll help you write an initial letter of interest to connect with admissions officers.
- **Assistance with Recommendation Letters** — I'll show you how to approach teachers and what they should focus on in their letters — and we'll even help draft bullet points for them if needed.
- **Website Development** — Yes, we'll build you a website to showcase your work — but with less personalization than Infinity stude.
- **Bi Weekly calls** — Ensures a ton of hand holding and breaks down every step of the college process to make sure nothing is missed.

Five Star Package

This will take care of 5 schools for the student. This is a bare bones package and is making the assumption that the student will complete much of the work on his own.

FIVE STAR PACKAGE

\$5,000

(Original Price \$10,000)

**BEST
PRICE**

HERE'S WHAT'S INCLUDED:

- **Common App Personal Statement** — Full brainstorming, outlining, and editing process.
- **Supplemental Essays for 5 Schools** — We'll work on one supplemental essay per school (up to 5).
- **Common Application Guidance** — Full support on how to navigate and fill out the Common App correctly.
- **Activity Description Guidance** — Help with writing powerful 150-character descriptions for extracurricular activities.
- **Resume Development** — One-on-one guidance to build a sharp, competitive resume.
- **Letters of Interest** — I'll help you write an initial letter of interest to connect with admissions officers.
- **Assistance with Recommendation Letters** — I'll show you how to approach teachers and what they should focus on in their letters — and we'll even help draft bullet points for them if needed.

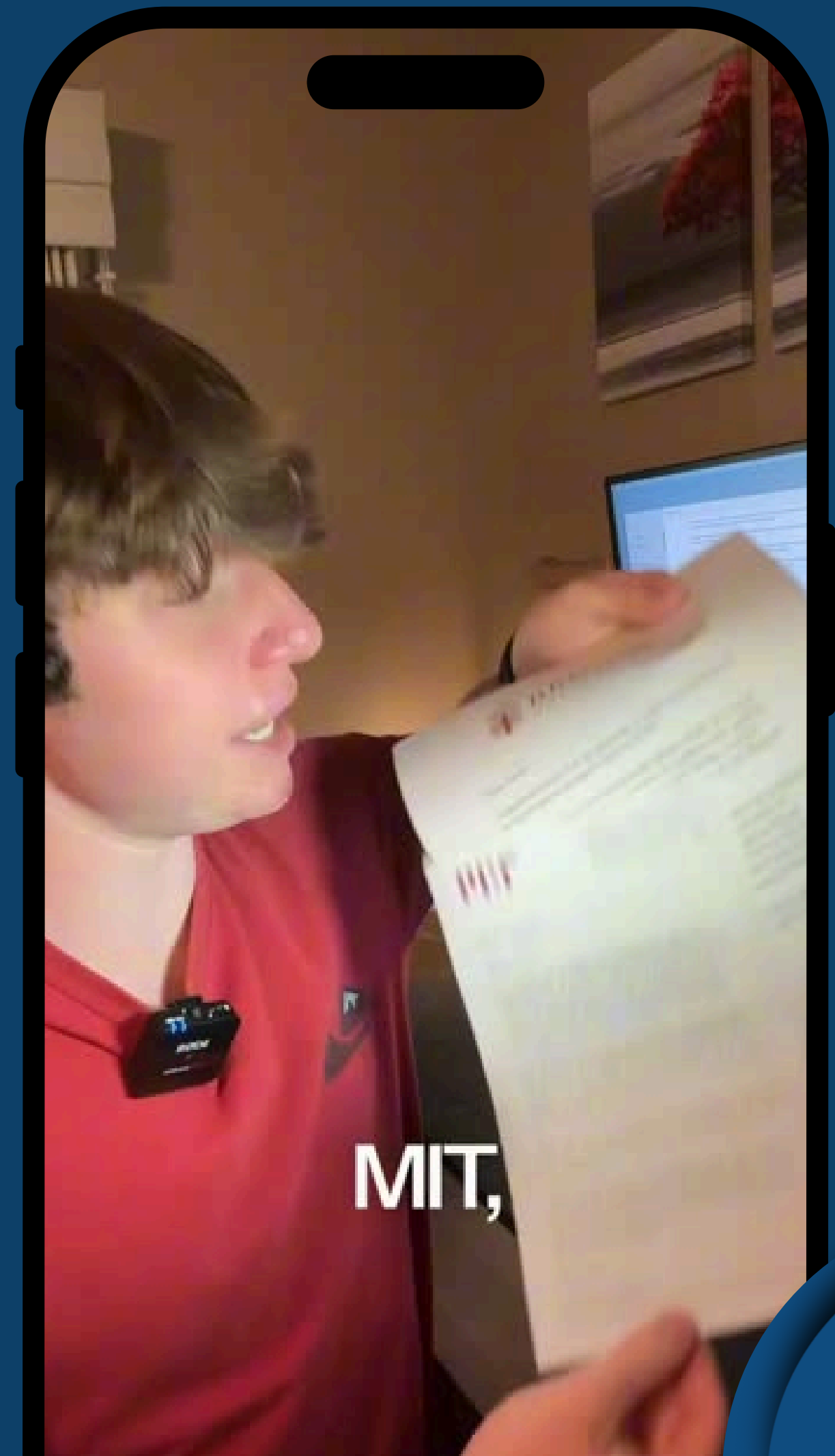
No weekly calls — We'll meet a few key times, but no ongoing hand-holding.



Hear it from Grant Kudovsky

Harvard Class of 2029 SAT

This kid absolutely crushed it and I could not be more proud of him!



Hear it from David

New Brunswick H.S. Alumn
Expected Graduate from Duke
University 2028




Hear it from Gail Rayham

Current Cornell

SAT: 1530

Current Law School

Acceptance Rate 100%



Register Today and You will Receive the complete Financial Aid and Scholarship Guidance Plan Absolutely FREE!!!

This is a \$2000 package that includes all of the financial aid applications (Fafsa, CSS, IDOC, TAP) over the next 4 years of your child's college journey

**THIS OFFER
EXPIRES
TODAY!**




**SIGN UP
NOW**



●
●
●

THE MOST INSANE GIFT I HAVE EVER GIVEN!





ONE OF **YOU WILL WIN** A COLLEGE PACKAGE!

Winner Will Be Announced In June!

To Qualify, Please Fill Out This Form



Scan the code to
proceed to the form



ALSO, AS AN ADDED **BONUS** JUST FOR SHOWING UP

Link to a Google Drive
with the following:

- Internship opportunities
- RISE Research Opportunity
- Startup Internship Opportunity
- List of Top 20 National Competitions
- Step by Step guide to publishing on Amazon
- High School research internship template



Scan the code to go to Google Drive

If You're not sure where to start — **Our Experts Are Here to Help**

The college admissions process can feel complex and overwhelming. If at any point it becomes too much, our experts are ready to step in.

Schedule a consultation and let our team help you move forward with clarity and confidence.

[Book a Free Consultation](#)

