BTECH ENTERPRISE

The Business Continuity Blueprint



How to Keep Your Business Running When Technology Changes or Fails



Most business leaders don’t wake up thinking about IT. They’re thinking about revenue, customers, staffing, delivery, margins, and growth. They won’t be thinking about technology until a problem comes up. It’s only when systems slow down, integrations fail, or a critical process breaks at the wrong moment that the IT conversation suddenly becomes urgent and expensive.

This blueprint exists to make continuity visible before it becomes urgent.

The Business Continuity Blueprint isn’t just one more humdrum lecture about tech tools, upgrades, or roadmaps. It’s about the drastic risks to your business when technology changes or fails. Not merely in theory, but in practice. We’re talking day-to-day operations, leadership transitions, vendor changes, and unexpected disruptions.

Inside, you’ll find:

- A big-picture look at continuity beyond just IT issues
- Subtle ways continuity can fail without obvious problems
- How to map the processes and dependencies your business depends on
- A simple way to evaluate aging tech and vendor risks
- Practical frameworks to gauge recovery confidence – no tech expertise needed
- Worksheets and checklists made for operators, not engineers

The goal isn’t fear. It’s clarity — so leadership can act before disruption forces the issue.

Executive Summary:
What This Blueprint Will Help You See



- Which systems your business truly depends on
- Where assumptions are creating hidden risk
- How vendor changes could disrupt operations
- Whether your recovery confidence is tested or assumed
- Where leadership attention should focus next

If you only read one section, start here.

Why Business Continuity Is a Leadership Issue (Not an IT One)

Every modern business depends on technology — whether leadership thinks about it or not. Regardless, every modern business depends heavily on technology. Invoicing, scheduling, communication, reporting, payments – these systems don't just blend into the background. They're the connective tissue of daily operations.

When they work, no one notices. But when they don't, everything falls apart. Decisions stall. Workarounds pile up. Accountability gets fuzzy.

Continuity is often delegated to IT. But when systems fail, leadership absorbs the impact — through stalled decisions, missed commitments, and customer frustration.

Continuity Failures Start with Assumptions, Not Outages

Outages are visible. Assumptions are not. Common assumptions sound perfectly reasonable:

- “This system has always been reliable – of course, it will behave the same way next quarter as it did last quarter.”
- “Someone on the team knows how to fix that.”
- “Switching vendors won’t be a big deal.”
- “Recovery won’t be that complicated.”

These assumptions work — until pressure exposes them. And when they fail, they fail under time pressure.

Change Isn’t the Risk – Unplanned Change Is

Businesses change constantly – that’s just a fact. Teams grow, processes get tweaked, and tools are replaced. But the real risk to continuity isn’t the change itself. ***The risk is unplanned change*** – one that collides with undocumented processes, unclear ownership, or invisible dependencies no one realized were critical.

That’s when “small” changes turn into operational disruptions.





Why This Ultimately Lands With Leadership

When continuity breaks, leadership feels it first – not through error messages, but through:

- missed commitments
- stalled operations
- customer frustration
- revenue uncertainty

That's why ***continuity is ultimately a leadership issue.*** Not because leaders need to manage technology, but because they own outcomes.

Continuity isn't about preventing every problem. It's about ensuring the business can continue operating when assumptions are tested because eventually, they will be.

JB TECH ENTERPRISE

The Hidden Ways Businesses Lose Continuity

Continuity rarely disappears all at once. More often, it erodes quietly while the business is still operating “well enough.” At first, these issues hardly feel like failures at all. They are more like minor annoyances until timing, growth, or pressure turns them into something more disruptive.

Software That “Still Works,” But No Longer Fits

- A system technically runs, but teams rely on spreadsheets to fill the gaps
- Workarounds become standard practice, not temporary fixes
- New hires struggle because processes don’t match the tools they’re given

Because it hasn’t failed, it doesn’t feel urgent. Over time, that gap widens.

Vendors Quietly Changing the Rules

Vendor risk doesn’t always show up as a service outage. It appears in a variety of subtle ways:

- Pricing models shift quietly at renewal
- Features move behind new tiers
- Support response times change after an acquisition

Operations continue, but flexibility shrinks. Decisions that once felt internal now depend on terms that shifted without much notice.

Systems That Fail Only at Peak Moments

Some systems perform reliably during normal operations but struggle when demand increases.

- Month-end reporting slows to a crawl
- Peak season exposes performance limits
- High-traffic days create bottlenecks that no one sees during normal operations

The system isn’t broken per se. It’s just insufficient at the moments when reliability matters most.

Knowledge That Lives With One Person

Continuity risk also hides in people, not just platforms. When only one person understands how a process truly works – or how to recover it when something changes – the business becomes dependent on availability rather than design. Documentation may exist, but if it’s outdated or untested, it provides comfort without confidence.

None of these issues look dramatic alone. Together, they create fragility.

Mapping What Actually Keeps Your Business Running

Why This Worksheet Matters

Most business disruptions don't happen because technology fails. They happen because leadership didn't realize what depended on what until it was too late.

A billing delay turns into a cash flow issue. A reporting problem becomes a compliance concern. A minor system change stalls operations across multiple teams.

This worksheet helps you identify the systems your business cannot function without, regardless of who owns them, where they live, or how long they've been in place. This exercise isn't about technical precision. It's about visibility.

Step 1: List Your Critical Business Systems

For this exercise, a "system" is anything your business relies on to operate, serve customers, get paid, or remain compliant. This includes software, platforms, outsourced services, and shared tools.

Examples might include:

- Accounting & payroll
- CRM
- Email & collaboration
- Line-of-business applications
- Scheduling systems
- Payment processing
- Remote access tools
- File storage
- Industry-specific software



Start by listing every system that feels “essential,” even if it seems obvious or unremarkable. Use the table below to capture each system and its role in the business.

System Name	What Business Function Does IT Support?	What Stops Working If It’s Down?	Who Notices First?	How Long before Impact?
Ex. Accounting software	Billing, payroll, reporting	Invoicing, payroll	Finance team	Same day

How to Fill This Out:

- Be specific about business function, not technical purpose.
- What stops working” should describe real operational impact, not inconvenience.
- Who notices first” is often not leadership. That gap is important to recognize.
- If you don’t know how long before impact, write UNKNOWN. That’s a signal, not a failure.

When finished, you should have a clearer picture of what truly keeps the business running day to day.

If this list feels longer than expected, that’s normal.
Most businesses underestimate system dependence.



Step 2: Identify Hidden Dependencies

Now review each system you listed and ask the following questions:

- Does another system rely on this one to function properly?
- Does a vendor control access, pricing, upgrades, or changes?
- Does only one internal person truly understand how it works or how to recover it?
- Is it required for compliance, reporting, audits, or regulatory obligations?

If you answered “yes” to any of these questions, circle or mark that system.

These are not problems yet, but they are points of dependency. And dependency is where continuity risk lives.

What This Map Gives You

By the end of this exercise, you should have:

- A shared understanding of what systems are truly critical
- Visibility into where knowledge, vendors, or integrations create exposure
- Fewer assumptions about what would happen if something changed or failed

This map isn’t about fixing anything yet. It’s about replacing confidence based on habit with confidence based on understanding.

Identifying Aging Technology without Obsessing over Dates



Why This Exists

Many businesses manage technology risk by watching end-of-life calendars.
When support dates approach, conversations start. When they're far away, attention fades.

That approach overlooks operational exposure.

A system doesn't become dangerous because a date arrives. It becomes dangerous when the business depends on it in ways leadership hasn't fully examined. This worksheet shifts the focus away from expiration timelines and toward operational exposure – how difficult, disruptive, or costly a failure would actually be.

Risk Categories Explained

Use the categories below to assess each system based on how it behaves in your business today.

Stable but Fragile
The system works reliably in normal conditions, but a failure would be painful, and recovery would be slow, uncertain, or highly disruptive.

Supported but Misaligned
The system is technically supported and functional, but no longer matches how your business operates.

Actively Risky
The system has known issues. Errors occur regularly, vendors have issued warnings, or staff rely largely on workarounds.

Unknown
You're not fully sure who supports the system, how it's backed up, or what would happen if it failed.

Note: "Unknown" is not a mistake. It's often the most important category to surface.

Aging Technology Assessment Table

Use the table below to evaluate systems from your dependency map.
Don't aim for precision – just be completely honest.

System Name	Risk Category (Choose One)	Why This Feels Risky	What Would Force a Change?

How to Use This Table:

- Choose one risk category per system, even if it feels imperfect.
- "Why this feels risky" should describe business impact, not technical flaws.
- "What would force a change?" often reveals whether the business is proactive or reactive.

If a system lands in the Unknown category, resist the urge to rush past it. Lack of clarity is itself a form of exposure. You can't plan around what you don't understand.

Vendor Reliance: Where You're More Exposed Than You Think

Most businesses don't consider vendors as continuity risks. On the contrary, vendors are solutions. They're supposed to provide the tools that simplify operations, extend capabilities, or reduce internal workload.

Vendors aren't the risk. Unexamined dependence is.

Where Vendor Reliance Creeps In

Vendor exposure often grows quietly, through perfectly reasonable decisions made over time:

- A single vendor becomes essential because replacing them feels too disruptive
- A platform gains access to sensitive data or operational controls
- Contracts renew automatically while leadership attention moves elsewhere
- Departments adopt tools independently to solve immediate problems

None of these decisions is reckless. However, taken together, they can shift control of 'key business functions outside the organization without anyone explicitly making a decision to do so.

Why Vendors Are a Continuity Risk

Vendor risk doesn't come from bad intentions, but from misaligned incentives and asymmetric control. Vendors can:

- Change pricing
- Change access
- Change terms
- Get acquired
- Shut down services

Vendor Risk Checklist

For each major vendor – especially those tied to revenue, operations, or data – answer the following questions by ticking the appropriate box.

	Yes	No	Unsure
Vendor has access to business-critical data			
Vendor controls authentication or access			
Pricing or terms have changed in the last 12 months			
Contract has not been reviewed by leadership recently			
No documented exit or replacement plan exists			
Business would stop if vendor access was removed			
Support response times are unclear			

How to Read This Checklist

- “Unsure” should feel like a signal, not a failure
- If you checked “Unsure” more than twice for any vendor, flag it
- Flagging doesn’t mean replacing; it just means understanding

The goal isn’t to reduce vendor count or renegotiate everything. It’s to know where continuity depends on decisions made outside your organization, and whether you’re comfortable with that level of exposure.

The Real Cost of Downtime (Beyond Lost Revenue)

Downtime is often discussed in terms of revenue loss, which makes sense. After all, lost revenue is measurable, familiar, and easy to explain. But it's also incomplete.

For most businesses, downtime is not immediately felt on a balance sheet. Its more visible effects come in the form of stalled teams, frustrated customers, missed deadlines, and leadership time diverted into damage control.

With this worksheet, downtime becomes real, not just theoretical.



Why This Worksheet Is Different

Downtime isn't just "lost revenue."

- It's lost trust.
- It's wasted payroll.
- It's a delayed decision.
- It's recovery chaos that distracts leadership from running the business.

Many leadership teams have never sat down and talked through what downtime actually looks like beyond the first few minutes. Silence doesn't reduce risk.

This worksheet is meant to break that pattern of false confidence.

Downtime Impact Table

Imagine the impact of a critical system going down, not only hypothetically, but operationally. Be honest. If something hasn't been discussed before, that's important to acknowledge.

To get you started, we've entered some possible answers for the Hour 1 row.

Timeframe	Operational Impact	Financial Impact	Customer Impact	Leadership Impact
Hour 1	Staff idle	Payroll waste	Delays	Confusion
Day 1				
Week 1				



How to Use This Worksheet

- Don’t overthink precision. This isn’t a forecasting exercise.
- Describe what actually happens, not what you hope would happen.
- If leadership has never discussed these scenarios, say that plainly.
- Avoid math-heavy estimates. Use plain, everyday language instead.

For many organizations, the most revealing column is “Leadership Impact.” That’s where continuity shifts from an IT concern to a leadership reality – missed priorities, reactive decisions, and time spent managing fallout instead of moving the business forward.

What This Exercise Should Change

If downtime has only ever been discussed in technical or financial terms, this worksheet can feel uncomfortable. And that’s perfectly fine.

This isn’t about panic. It’s about preparedness. It’s what allows businesses to recover faster, communicate better, and make calmer decisions when something does go wrong.

Recovery Confidence: Are You Actually Prepared?

Confidence is reassuring. It basically tells us things are under control – if something breaks, the team will surely “figure it out”. But in business continuity, confidence without proof is just optimism in a blazer. Real preparedness requires a lot more than just feeling good about the state of your business.

What Recovery Confidence Really Means

Recovery confidence is not whether you have backups, documentation, or plans somewhere. It’s about whether those things would actually work under pressure, with imperfect information, and without the ideal people available.

There are a few common gaps worth calling out:

Backups vs. Recovery

Having backups does not mean you can restore operations quickly. Files sitting safely somewhere don’t help if no one knows how long recovery takes, what comes back first, or what’s missing when systems return.

Communication Plans vs. Chaos

When something breaks, confusion spreads faster than the problem itself. Without clear communication plans – who speaks, to whom, and when – uncertainty multiplies all over.



Documentation vs. Assumptions

Many teams rely on “tribal knowledge.” Someone knows how it works, but that’s assuming they’ll be available. If processes only live in people’s heads, they don’t survive stress, turnover, or emergencies.

Testing vs. Hope

Many recovery plans have never been exercised. So they exist only in theory. Hope assumes everything will work, ignoring the possibility of timing gaps, missing steps, and all sorts of flaws in the plan.

All of this leads to one uncomfortable but necessary question:
“If something breaks tomorrow, how confident are we – really?”

Recovery Readiness Questions

For each question below, rate your current state as High / Medium / Low / Unsure.

	High	Medium	Low	Unsure
Do we know who decides when to declare an incident?	☐	☐	☐	☐
Do we know who communicates internally and externally?	☐	☐	☐	☐
Have backups been tested for actual recovery, not just existence?	☐	☐	☐	☐
Do we know realistic recovery time expectations?	☐	☐	☐	☐
Are recovery steps documented, or mostly tribal knowledge?	☐	☐	☐	☐
Would leadership get clear, accurate answers in the first hour?	☐	☐	☐	☐
Have we tested recovery without the “right” person available?	☐	☐	☐	☐

How to Read Your Answers

- “Unsure” is not neutral; it’s a warning
- If you have more than two “Low” or “Unsure” answers, recovery confidence is low
- Low confidence doesn’t mean failure; it means risk hasn’t been made visible yet

What This Checklist Is Really Measuring

This checklist is not about technical maturity. It's about leadership experience during disruption.

Specifically:

- How confident leadership would feel making decisions
- Who actually owns recovery decisions when time is tight
- How quickly reliable information would replace speculation

Recovery confidence isn't built by adding more tools. It's built by removing uncertainty.

How MSPs Fit into Business Continuity (Without Being "IT Support")

Many leaders still associate managed service providers with fixing laptops, resetting passwords, or responding when something breaks. That perception isn't entirely wrong, but it's very incomplete.

When MSPs are used well, you'd be surprised how their real value has so little to do with day-to-day troubleshooting.



What MSPs Actually Contribute

At their best, MSPs operate in the background, reducing fragility rather than reacting to emergencies. Their work is less visible precisely because it's preventative.

In the context of business continuity, MSPs typically help businesses:



Reduce single points of failure

By spreading knowledge, access, and responsibility across people and systems instead of concentrating it in one place.



Document systems as they truly exist

Not how they were designed, or how someone remembers them, but how they are actually used today.



Plan transitions instead of reacting to them

Whether that transition involves people, vendors, systems, or growth, the goal is fewer surprises and clearer ownership.



Create continuity guardrails

Simple boundaries and expectations that prevent small changes from becoming major disruptions.

None of this requires selling new tools or pushing upgrades.
It requires understanding how the business operates, and where it's exposed.

Where Responsibility Lies

This is not about handing continuity over to an MSP and leaving it at that. Continuity remains a leadership responsibility. But when aligned properly, an MSP supports better decisions, exposes hidden risk, and helps the business stay operational through change.

This distinction matters because MSPs viewed only as technical support are brought in too late. Assumptions have already failed, and damage has been done. Positioned as continuity partners, they work earlier, while clarity still exists and risk can still be shaped.

This doesn't eliminate the risk, but makes it more understandable and manageable.

Your Business Continuity Blueprint

The goal at this point isn't to have every answer. It's to see your business more clearly than before.

As you work through the blueprint, a few patterns tend to emerge. You start to identify **which systems truly matter,** not because they're complex or expensive, but because daily operations quietly rely on them. Some are obvious. Others only become visible when you ask what actually stops if they're unavailable.

You also gain a clearer view of **where risk is highest.** Often, it's not the oldest technology, but the places where dependency, uncertainty, or external control overlap. These are the areas that previously felt "fine."

Just as important, you see **where clarity is missing.** Unowned processes, undocumented recovery steps, and assumptions doing too much work.

This blueprint isn't about fixing everything. It's about **focusing leadership attention where it matters next,** and that's in making deliberate choices, with less noise and fewer surprises.

What to Do Next

This blueprint doesn't require panic.
But it may require prioritization.

This blueprint isn't a plan you have to implement or a program you need to launch. It's a way of seeing your business more clearly, and that clarity tends to be useful at specific moments.

You might return to it:

- once a year, as part of regular planning
- before an audit or compliance review
- ahead of a major technology change or vendor decision
- when leadership roles or responsibilities shift

You might also choose to share parts of it with your leadership team, not to assign work, but to align understanding. Continuity improves fastest when everyone is working from the same picture of reality.

Business Continuity Reality Check

Take a final pass through this list. No analysis, no pressure. Just a simple check.

- [ ] We know what systems matter most
- [ ] We understand where we're fragile
- [ ] We know which vendors could disrupt us
- [ ] We've discussed downtime impact as a leadership team
- [ ] We're confident in recovery, not just backups

If you didn't check all five, you now know where to focus. It was to replace assumption with understanding. From here, whatever you choose to do next will be more deliberate, and far less reactive.

That's what real continuity looks like.



More Business Resources

Explore JB Tech Enterprise's comprehensive business resources to enhance your understanding and find additional support for your IT needs.

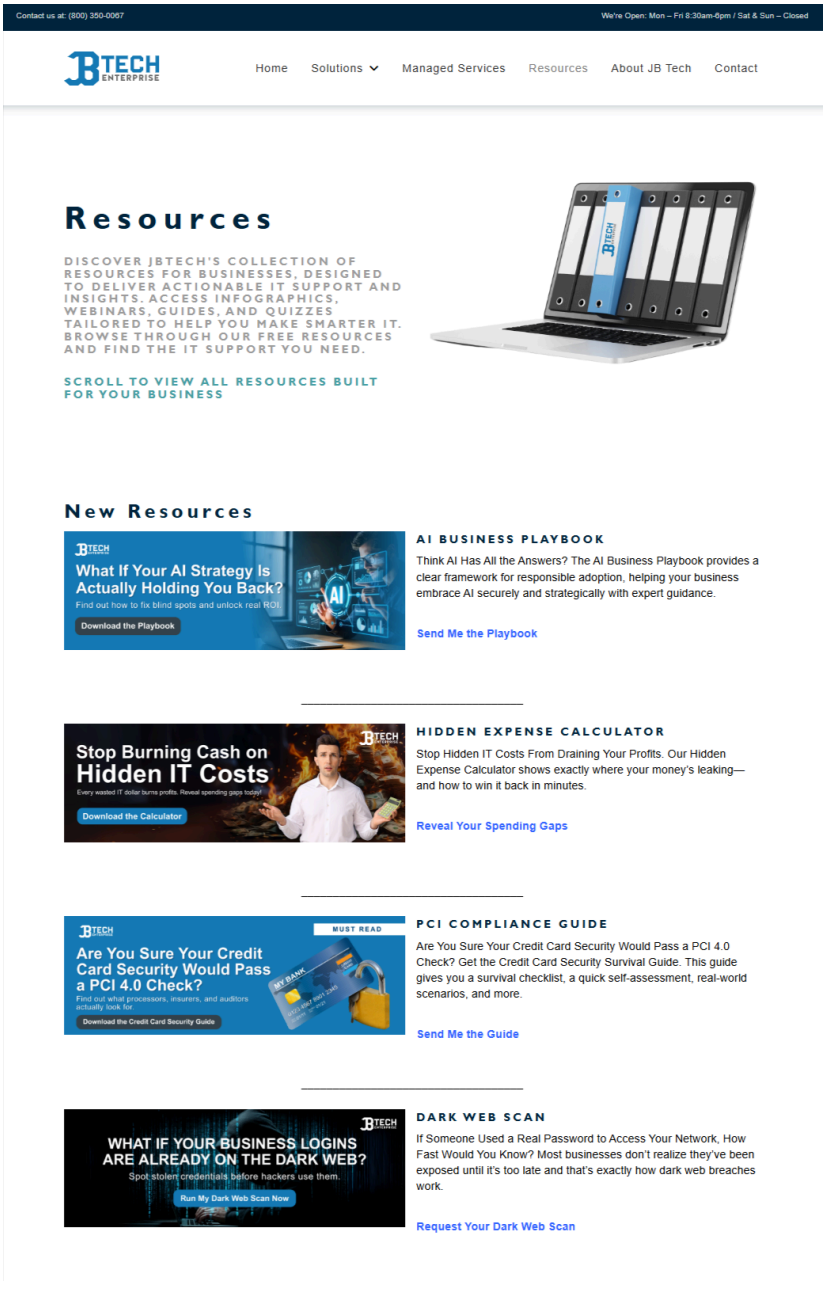

Learn More


BTECH
ENTERPRISE