ROBINS NEST
"HELPING YOUR LITTLE ONE FLY HIGH"

sparkler®

Sparkler
Parent Information Guide



Sparkler is a free mobile app that supports early learning and child development from birth through age five.



Available in English, Spanish, and Chinese!

How Sparkler Helps Your Family

KNOW	Complete the mobile Ages & Stages Questionnaires® to understand your child's development.
PLAY	Try off-screen activities that build children's hearts, words, minds, and bodies.
GROW	Follow your child's progress and celebrate their accomplishments.
CONNECT	Get helpful nudges and answers to your parenting and child-development questions.

Who Can Use Sparkler?

Children from birth through age five (0–5).

Download the App

Search for Sparkler in the Apple App Store or Google Play Store, or scan the QR code from the original handout.

Download on the App Store

GET IT ON Google Play

Our Program Access Code: OHTRN

330-937-9559 | After-Hours Concerns: 330-937-0795 | admin@jerobinsnest.com | therobinsnestdaycare.com

ROBINS NEST
"HELPING YOUR LITTLE ONE FLY HIGH"

sparkler®

Getting Started with Sparkler

Follow the steps below to create your account, join our program, and add your child.

1 Download Sparkler
Get the Sparkler app on your smartphone or tablet from the Apple App Store or Google Play Store, or scan the QR code in the original handout.

Download on the App Store

GET IT ON Google Play

2 Create a New Account
Open the app and tap "Create a new account."

3 Choose Your Sign-Up Method
Choose "Email address" or another available sign-up method.

4 Enter Our Program Access Code
Enter the program access code to connect with The Robins Nest.

OHTRN



5 Set Up Your Account
Enter your email and create a memorable password, then press "Next." After that, enter your name and contact information.

6 Add Your Child's Profile
Create a profile for one child between birth and age 5. Use the correct date of birth so the app can assign age-appropriate play content and screening.

7 If Your Child Was Born Prematurely
If your child is under 2 and was born prematurely, enter the weeks of prematurity when requested.

8 Review the Sponsoring Partners
Our sponsoring partners may see your child's screening results and play/engagement information to offer support for your child's development.



9 Add Another Child or Start Exploring
Add another child profile if needed for another child age 5 or under, or start exploring the activities in the app.

Need Help?

If you have any questions, need assistance getting started, or experience any issues with the app, please contact Sparkler. **Support at:** support@playsparkler.org

Our Program Access Code: OHTRN

330-937-9559 | After-Hours Concerns: 330-937-0795 | admin@jerobinsnest.com | therobinsnestdaycare.com



The Robins Nest Uses Sparkler!

We’re happy to share that:
Through Sparkler, families can access fun activities that help children learn and grow at home while tracking their development from birth to age five. It’s an easy and exciting way to stay involved in your child’s learning journey with The Robins Nest!



How is Your Child Doing?

Sparkler is a mobileapp inEnglish,Spanish,andChinese, which isfreeforfamilies.Ithelpsfamilies support their children's earlygrowth anddevelopment! It helps familiescheckinontheirchildren's development and spark healthy early learning. Parents can:

Know

Usetheappto completethe mobileAges & Stages Questionnaires® to understand your child's development.

Pla y

Getinspiredtolearn together thr ough play.Library of off-screen activities to grow children’s hearts, words, minds, and bodies!

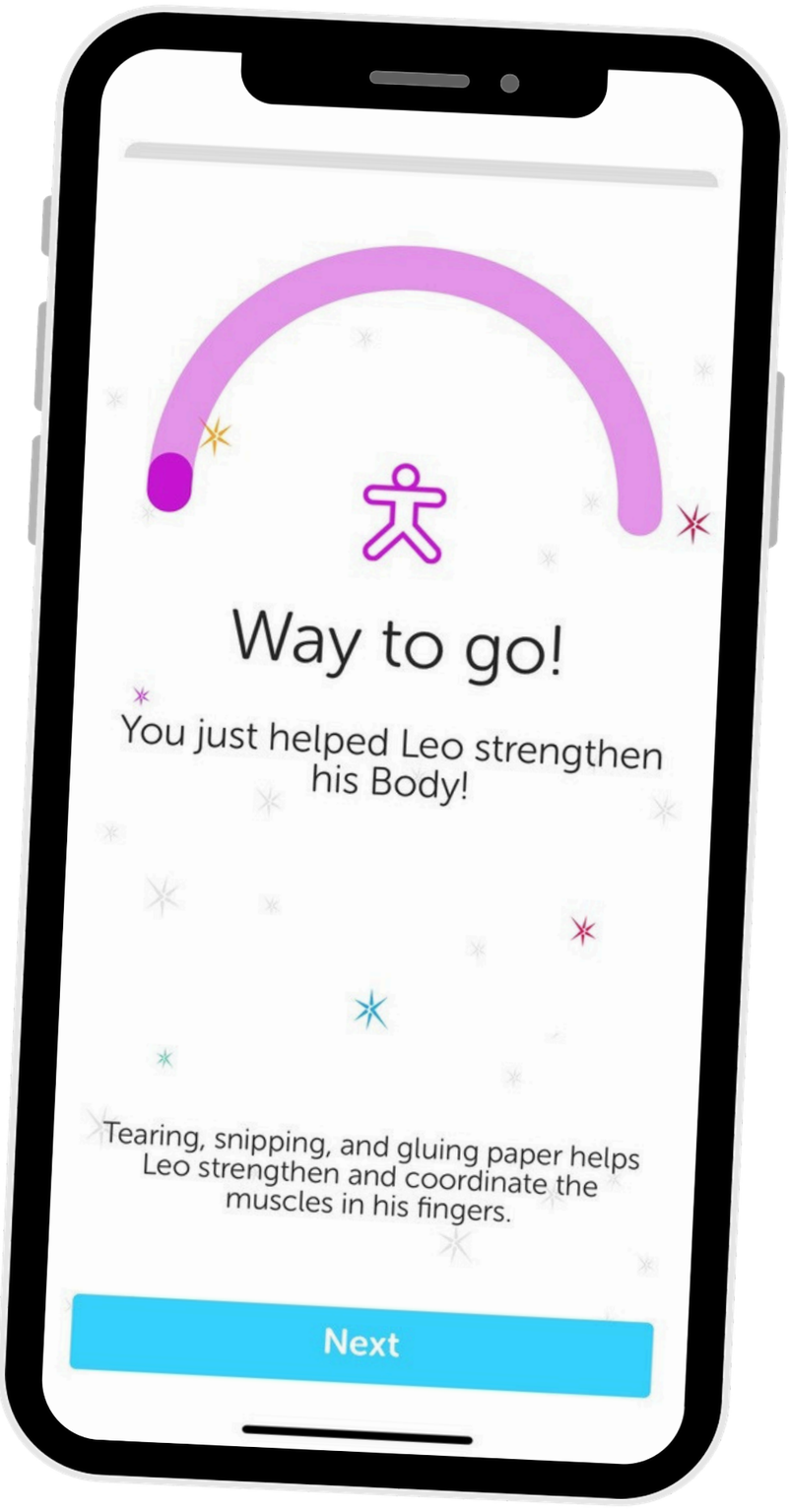

Gr ow

Followyour child's progress.See allthatyou accomplish together!

Co nn ect

Gethandy answers, aboutchild development and parenting.

Download with QR Code. Use access code to register!

Your Access Code

Available on the App Store

GET IT ON Google Play

Ohio Department of Children & Youth

Help Me Grow

ASQ Ages & Stages Questionnaires®

How to Get Started

1

Download the app to your smartphone or tablet.

Go to the AppStore or Google PlayStore anddownloadthe app. You can search for the app or find it by scanning the QR code below.

2

Open the App. Tap "Create a new account."

Tap on"Email address"oranothermethodtocreateyour new account.



Learn more: support@playsparkler.org

sparkler

3

Enter your program's code.

Thiswillconnectyouwithyourschool or program.

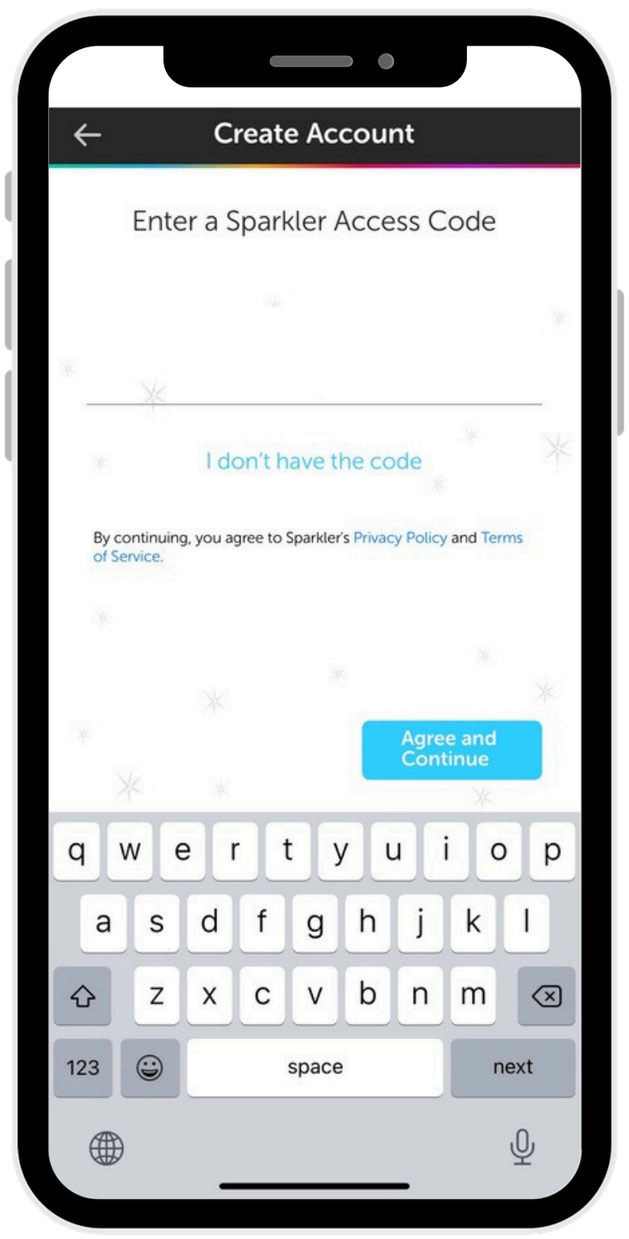

Your Code Is:

OHTRN

4

Now it's time to set up the parent or caregiver's Sparkler account.

- Enter youremailaddressand create a password you'll remember.
- Press next.
- On the following screen, enter your name and contact information.

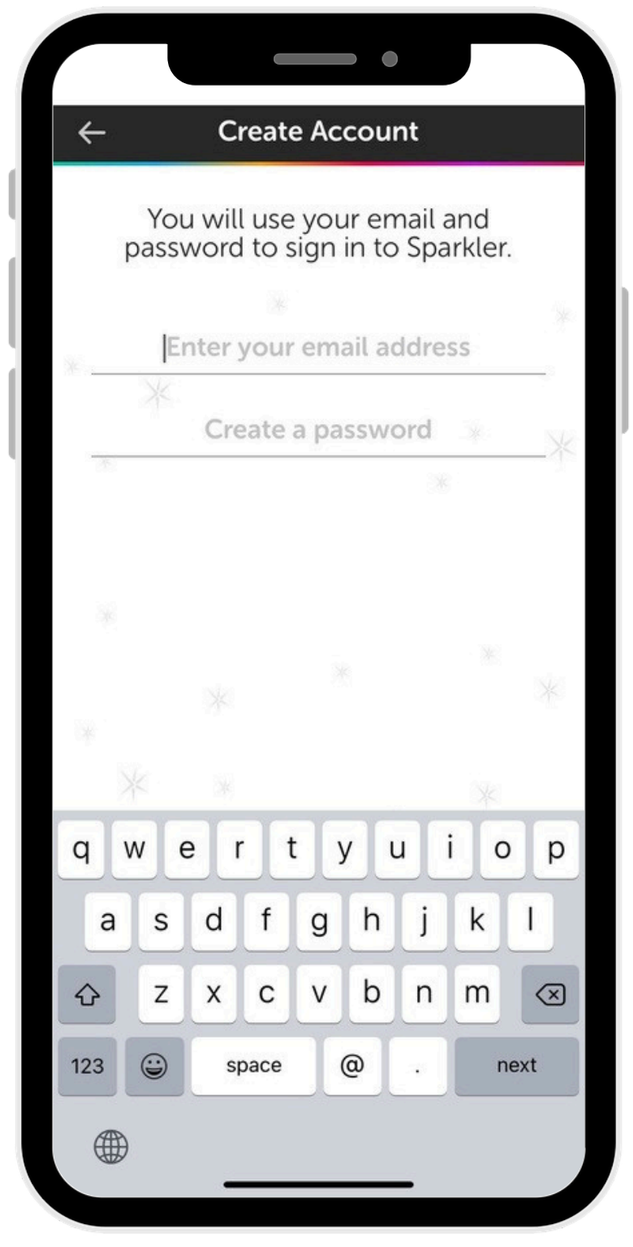

Learn more: support@playsparkler.org

sparkler

5

Set up your child's profile.

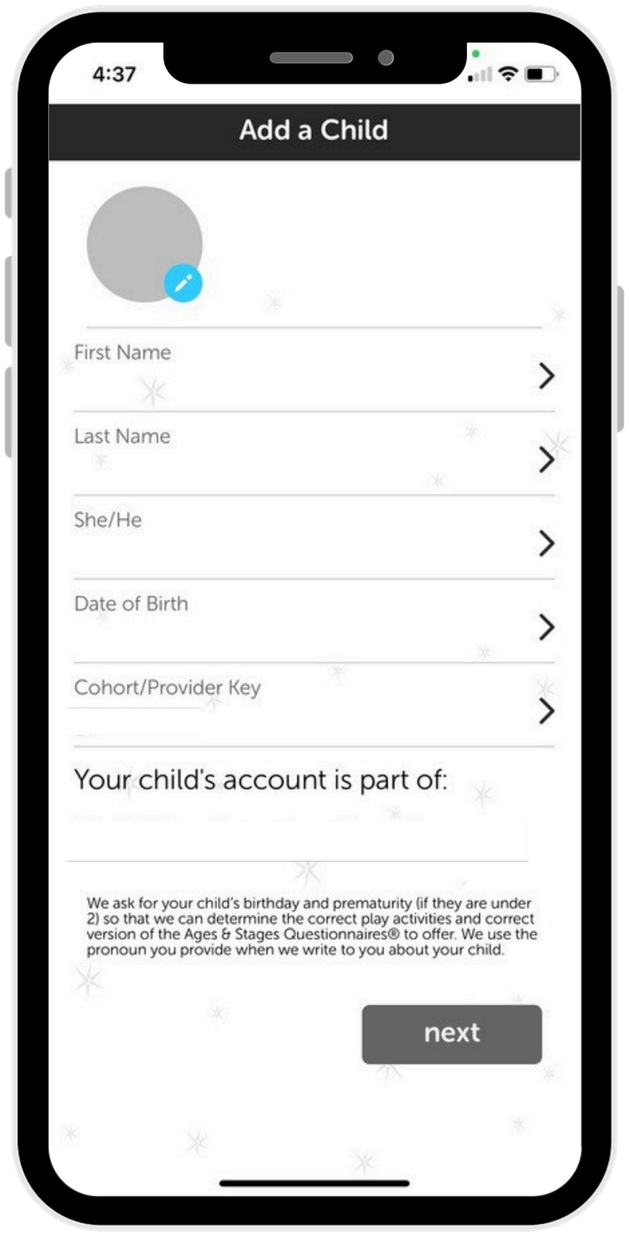

- Start with 1 child, between birth and age 5. You can add siblings later! The most important thing
- to share on this screen is your child's correct birth date (and weeks prematurity if your child is under 2 years old). The birth date allows Sparkler to assign
- the correct play content and developmental screening.

6

You'll see the names of the organizations that are "Sponsoring Partners."

Theseare theorganizations that are supportingyouwith Sparkler. They'll be able to see your screening results and play/engagement in order to offer support.

7

You can create another child profile at this point if you have two kids 5 and under. Or get started!

Learn more: support@playsparkler.org