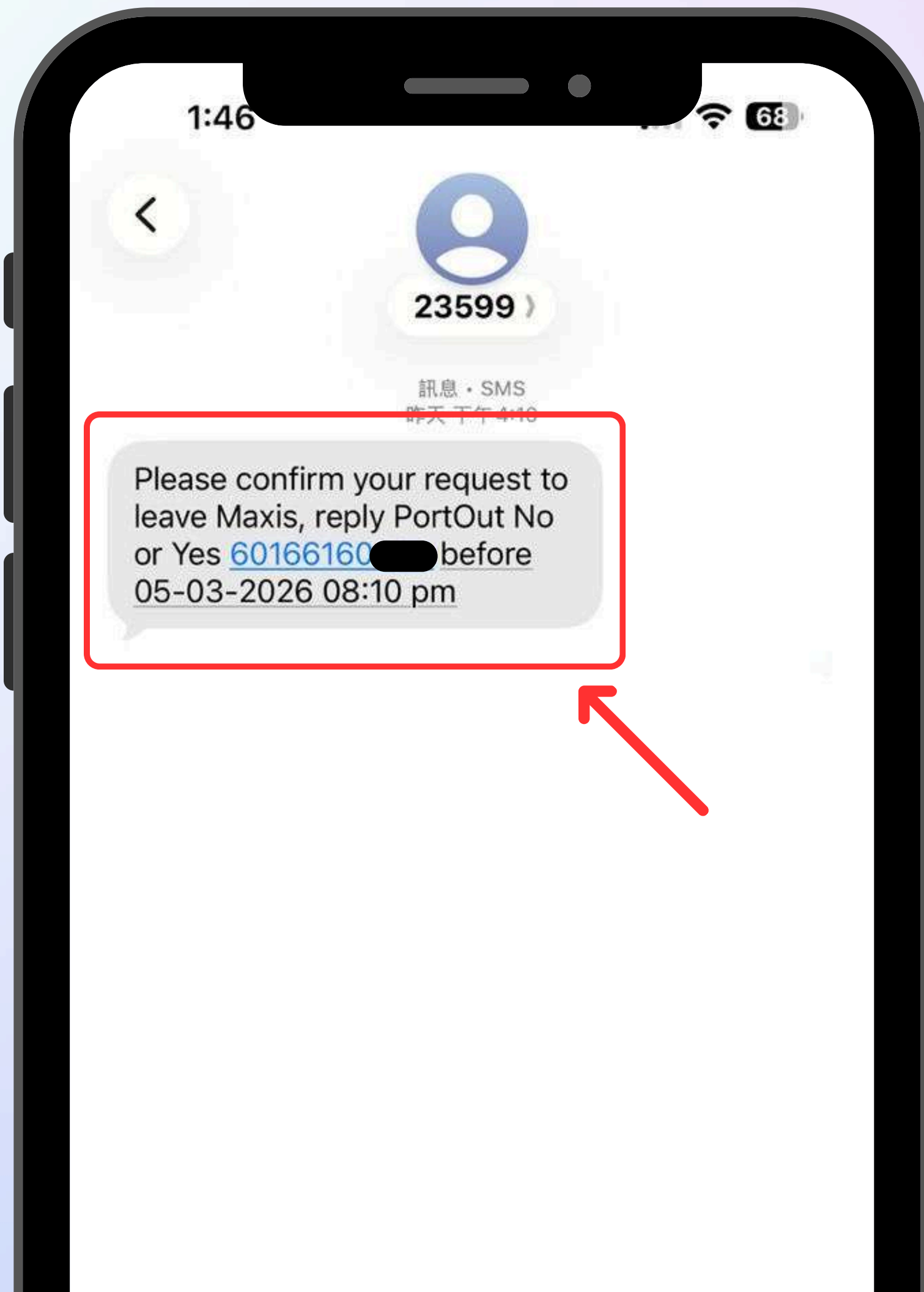


How to Reply to the Port-Out Message

如何回复 Port-Out 转网短信

Cara Membalas Mesej Port-Out





Step 1

You will receive a Port-Out confirmation SMS from your current telco.

您会收到当前运营商发送的 Port-Out 确认短信

Anda akan menerima SMS pengesahan Port-Out daripada telco semasa anda.













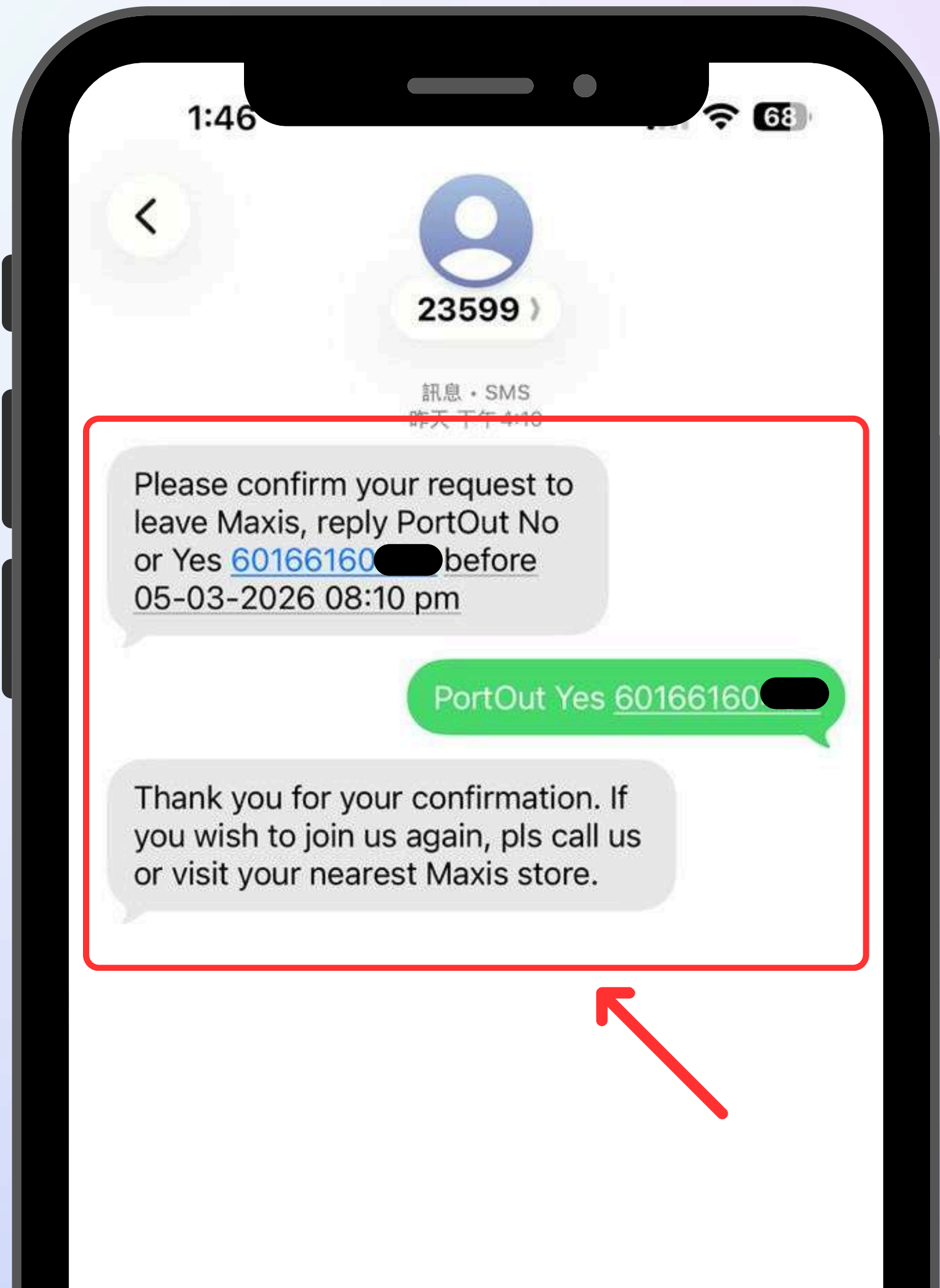
Step 2

Reply to the SMS according to the required format.

按照指定格式回复短信。

Balas mesej SMS mengikut format yang ditetapkan.

TELCO	TAIP RUC SIKS	HANTARAN
	PortOut YES 601xx	28882
 	PortOut YES 601xx	27676
 	PortOut Yes 601xx	20025
	PortOut YES 601xx	28138
 	PortOut YES 601xx	22009
	MNP YES	23388
	Y	2233



Step 3

After replying successfully, wait for confirmation from your telco.

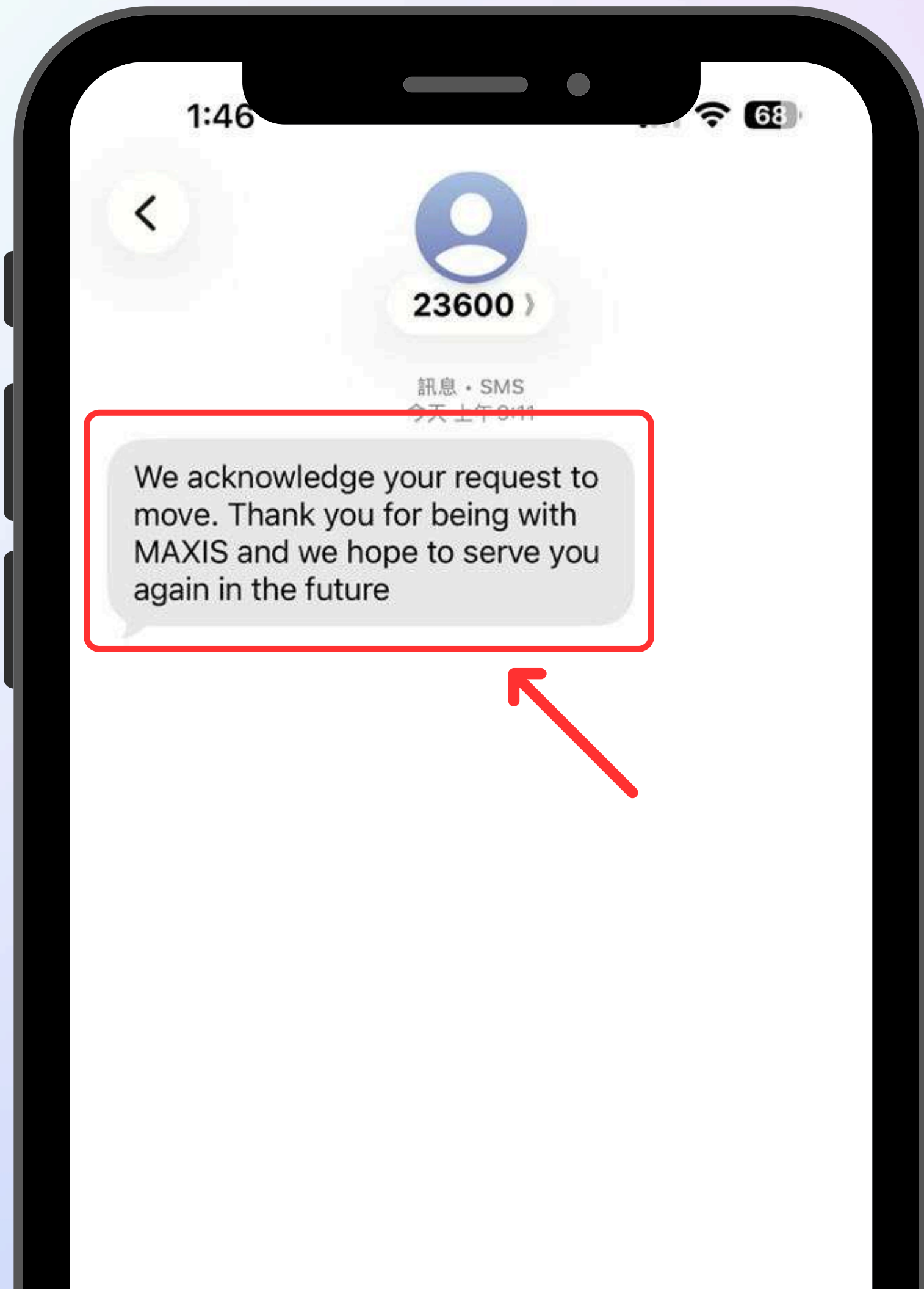
! You must reply to the Port-Out SMS within the given time.

成功回复后，等待运营商确认转网

! 必须在指定时间内回复 Port-Out SMS，否则转网会失败

Selepas membalas mesej, sila tunggu pengesahan daripada telco anda.

! Sila balas SMS Port-Out dalam tempoh yang ditetapkan.

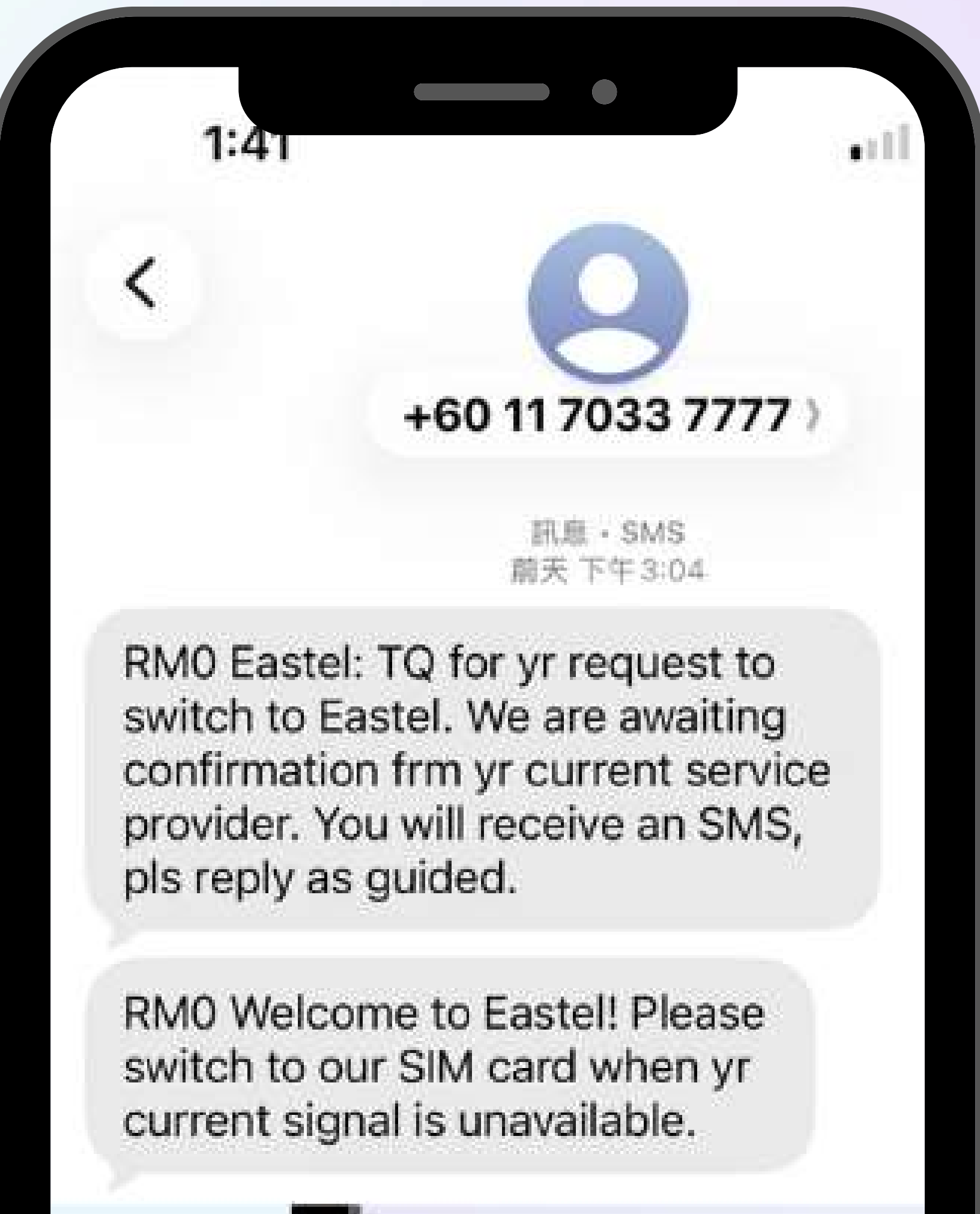


Step 4

Your current service provider will notify you whether the transfer request has been approved.

您当前的服务供应商会通知您转网申请是否成功通过。

Penyedia perkhidmatan semasa anda akan memaklumkan sama ada permohonan pemindahan berjaya diluluskan.



Step 5

Once you receive an SMS from Eastel, your number has been successfully switched.

收到 Eastel SMS 即代表转网成功

Apabila anda menerima SMS daripada Eastel, nombor anda telah berjaya dipindahkan.




先注册，先赚钱。
天天赚，月月赚，年年赚！

**Register Today, Start Earning Right Away.
Earn Every Day, Every Month, Every Year!**

**Daftar Hari Ini, Terus Mula Jana Pendapatan.
Jana Setiap Hari, Setiap Bulan, Sepanjang Tahun!**

A registration card with a purple border. At the top left is a WhatsApp icon. To its right is the phone number "016-6215 820". Below the number is a QR code icon and the text "UPLINE QR CODE". Underneath is the instruction "Ask your new member to scan this code during registration." In the center is a large QR code. Below the QR code is the text "UPLINE ID" and "E-0000156". At the bottom is the instruction "If scanning is not possible, the new member can enter this ID manually."



 **016-6215 820**
EASTEL

Contact us for Appointment.
Sila hubungi kami untuk menetapkan temujanji.
如需预约会面，请与我们联系。