



Cyber Summit: Network Engineering Course

Curriculum Breakdown



What is Cyber Security?

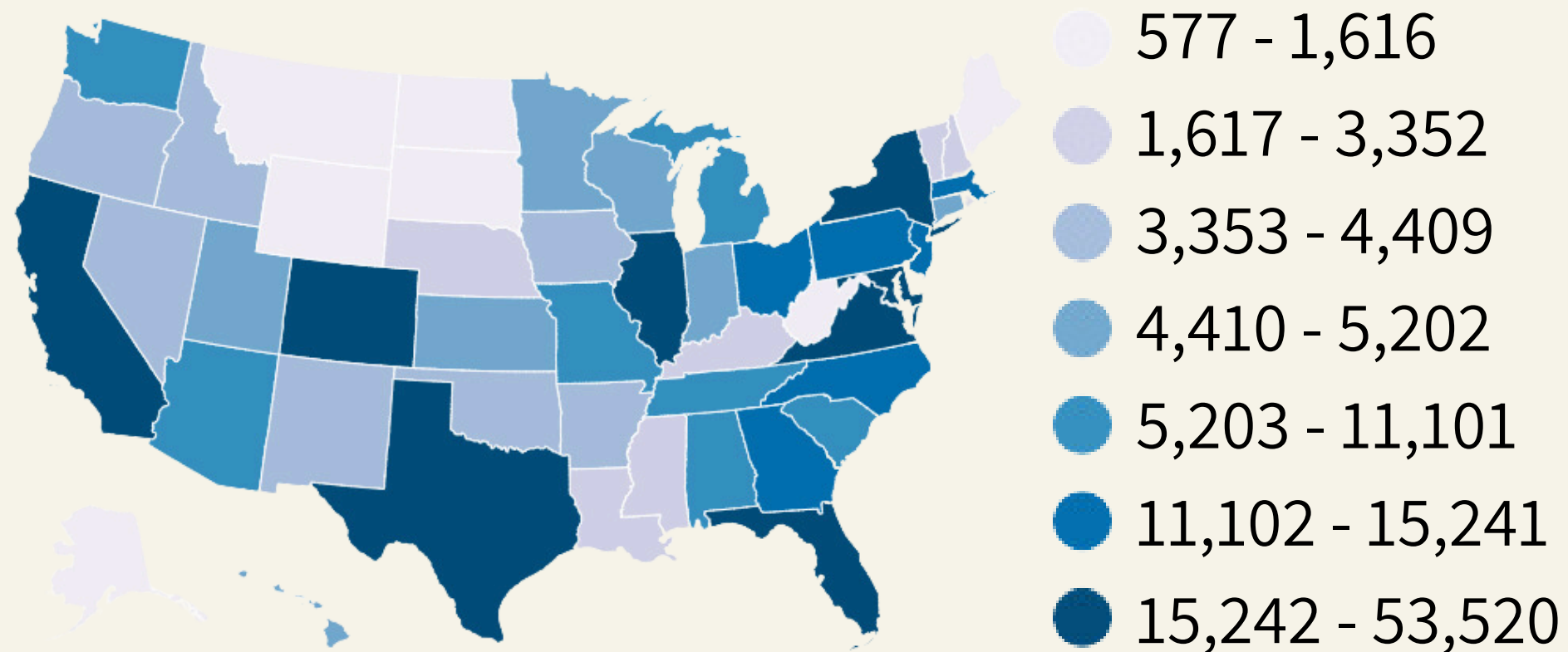
The Cyber Summit: Network Engineering Course offers a comprehensive 600 hour training designed to equip you with the critical skills needed in today's complex digital security landscape. Our structured curriculum provides a deep dive into the essential aspects of cybersecurity.

The program is divided into detailed **weekly modules**, starting with foundational lessons on hardware and network basics, and advancing to complex topics such as securing network environments and managing security policies. You'll engage in **hands-on labs** and **real-world simulations**, allowing you to apply what you've learned in practical scenarios. Each week includes focused learning on specific topics, such as network topology, security protocols, and mobile device security, supplemented by mentorship sessions to track your progress and provide personalized support.

As you progress, you'll have the opportunity to review and test your knowledge through practice exams and preparatory sessions, ensuring you are well-prepared for certifications. Not only will you gain valuable technical expertise, **but you'll also earn two key certifications—CompTIA A+ and CompTIA Network+**—which will further enhance your credentials and open doors to new opportunities in cybersecurity. This thorough approach not only builds your technical expertise but also prepares you for the challenges of securing modern digital infrastructures, making you a valuable asset in the field of cybersecurity.



Why Cyber & IT



Massive growth rate for Cyber. Over 500,000 new jobs in 2024.

- **Job Stability:**

With cyber threats becoming more sophisticated and frequent, businesses and governments are heavily investing in cybersecurity. This ensures a stable and secure career path for you.

- **Competitive Salaries:**

As an entry-level cybersecurity professional, you can earn upwards of \$75,000 per year.

- **Mission-Driven Focus:**

Join the frontline in the battle against cyber threats and protect the digital world from dark actors.

What to Expect at the Elevate Cyber Security Summit



600 hrs (24 weeks) Self-Pace Program

- 13 Weeks (A+220-1101 & 1102)
- 11 Weeks (Network+009)



Career Recourses

- Resume Review
- Interview Prep
- Career Support



Capstone Events

- Monthly Employer Pitch Events



Mentoring

- 1:1 support



I had just started Elevate this week and so far it has been a solid experience. The instructors are nice and informative, the environment is friendly, and overall it's a great place to be. I highly recommend it for people who would like to get into Tech.”

Bruce Alexander Gay
Elevate Alumni, 2024



Jobs You Can Land With A+ and Networking+ Certifications

Tier I & II Support Technician

\$94K - \$147K/yr

Average Salary

Systems Administrator

\$77K - \$118K/yr

Average Salary

Network Security Administrator

\$99K - \$156K/yr

Average Salary

Data Center Technician

\$44K - \$61K/yr

Average Salary

Network Administrator

\$71K - \$112K/yr

Average Salary

Network Engineer

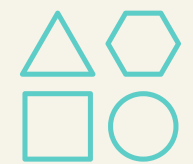
\$94K - \$147K/yr

Average Salary

4 Reasons to Choose a Career in Cybersecurity



Unlimited Growth Potential: Enjoy a massive opportunity to stay engaged and challenged in an ever-evolving field.



Plenty of Variety: From robots to cars, websites to energy grids, you'll never be bored.



Solve Puzzles Daily: Tackle and solve problems across diverse industries.



Real-World Impact: Make a difference that extends beyond the digital realm into the physical world in every industry.





Welcome to the Syllabus



A+ 1101

5 weeks to review course materials - 2 weeks for the Certification Exam Prep

Week 1

- Lesson 1 – Installing Motherboards and connectors.
- Lesson 2 – Installing System Devices
- Lesson 3 – Troubleshooting PC Hardware

Day 1 & 2

- Topic 1A: Explain Cable Types and Connectors
- Topic 1B: Install and Configure Motherboards
- Topic 1C: Explain Legacy Cable Types

✓ Do Topics, PBQs, Practice Questions, and Labs.

✓ MENTOR will schedule a session to discuss your progress on the evening of day 2.

Day 3 & 4

- Topic 2A: Install and Configure Power Supplies and Cooling
- Topic 2B: Select and Install Storage Devices
- Topic 2C: Install and Configure System Memory
- Topic 2D: Install and Configure CPUs

✓ Do Topics, PBQs, Practice Questions, and Labs

✓ MENTOR will schedule a session to discuss your progress on the evening of day 4.

Day 5

- Topic 3A: Apply Troubleshooting Methodology
- Topic 3B: Configure BIOS/UEFI
- Topic 3C: Troubleshoot Power and Disk Issues
- Topic 3D: Troubleshoot System and Display Issues

✓ Do Topics, PBQs, Practice Questions, and Labs

✓ MENTOR will schedule a 2 to 3-hour week-in-review session to discuss your progress.

Week 2

- Lesson 4 – Comparing Local Networking Hardware
- Lesson 5 – Configuring Network Addressing and Internet Connections

Day 1

- Topic 4A: Compare Network Types
- Topic 4B: Compare Networking Hardware

✓ Do Topics, PBQs, and Labs

Day 2

- Topic 4C: Explain Network Cable Types
- Topic 4D: Compare Wireless Networking Types

✓ Do Topics, PBQs, Practice Questions, and Labs

✓ MENTOR will schedule a session to discuss your progress.

Day 3 & 4

- Lesson 5 – Configuring Network Addressing and Internet Connections
 - Topic 5A: Compare Internet Connection Types

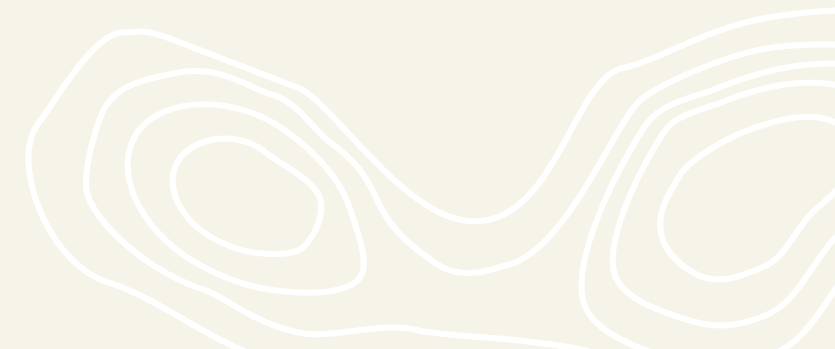
✓ Do Topics, PBQs, and Labs

✓ MENTOR will schedule a 2 to 3-hour week-in-review session to discuss your progress on day 4.

Day 5

- Lesson 5 – Configuring Network Addressing and Internet Connections **Continued**
 - Topic 5B: Use Basic TCP/IP Concepts

✓ Do Topics, PBQs, and Labs



Week 3

- Lesson 5 – Configuring Network Addressing and Internet Connections **continued**

Day 1

- Topic 5B: Use Basic TCP/IP Concepts
continued

✓ Do Topics, PBQs, and Labs

✓ MENTOR will schedule a 2-hour review session to discuss Topics 5B.

Day 2 & 3

- Topic 5C: Compare Protocols and Ports

✓ Do Topics, PBQs, and Labs

✓ MENTOR will schedule a 2-hour review session to discuss Topics 5C on day 3.

Day 4 & 5

- Topic 5D: Compare Network Configuration Concepts

✓ Do Topics, PBQs, Practice Questions, and Labs

✓ MENTOR will schedule a 2 to 3-hour week-in-review session to discuss your progress.



Elevate's training program was top-notch! I was blown away by how thorough and helpful it was. The support they provided made all the difference. I'd recommend Elevate to anyone interested in tech without hesitation.

Jerahmeel Israel

Elevate Alumni, 2024



Week 4

- Lesson 6 – Supporting Network Services
- Lesson 7 – Summarizing Virtualization and Cloud Concepts
- Lesson 8 – Supporting Mobile Devices

Day 1 & 2

- Topic 6A: Summarize Services Provided by Networked Hosts
- Topic 6B: Compare Internet and Embedded Appliances
- Topic 6C: Troubleshoot Networks

✓ Do Topics, PBQs, Practice Questions, and Labs

✓ MENTOR will schedule a 2-hour session to discuss your progress.

Day 3 & 4

- Topic 7A: Summarize Client-Side Virtualization
- Topic 7B: Summarize Cloud Concepts

✓ Do Topics, PBQs, Practice Questions, and Labs

✓ MENTOR will schedule a 2 to 3-hour week-in-review session to discuss your progress on day 4.

Day 5

- Lesson 8 – Supporting Mobile Devices
 - Topic 8A: Set Up Mobile Devices and Peripherals

✓ Do Topics, PBQs, and Labs



Week 5

- Lesson 8 – Supporting Mobile Devices **continued**
- Lesson 9 – Supporting Print Devices

Day 1 & 2

- Topic 8B: Configure Mobile Device Apps
- Topic 8C: Install and Configure Laptop Hardware
- Topic 8D: Troubleshoot Mobile Device Issues

✓ Do Topics, PBQs, Practice Questions, and Labs
✓ MENTOR will schedule a 2-hour session to discuss your progress.

Day 3 & 4

- Topic 9A: Deploy Printer and Multifunction Devices
- Topic 9B: Replace Print Device Consumables
- Topic 9C: Troubleshoot Print Device Issues

✓ Do Topics, PBQs, Practice Questions, and Labs
✓ MENTOR will schedule a 2-hour session to discuss your progress.

Day 5

- Revision day
- ✓ MENTOR will schedule a 4-hour session to review your progress, provide additional resources, discuss the process for Practice testing, and answer any questions/address any concerns you may have.



Austin Gudzak
Hired at eBacon
Elevate Alumni 2024

Week 6

- Prep for the Certification Exam
- **Practice Testing.** These sessions are critical to your success and should not be missed or skipped. Do not take more than one exam per day as the revision process takes time and you will need to understand your weak area of understanding before moving forward.

Day 1

- Take test #1.

✓ MENTOR will schedule a 2-hour session to discuss the results of the test, students can schedule an additional session to work with the mentor privately.

Day 4

- Take test #4.

✓ MENTOR will schedule a 2-hour session to discuss the results of the test, students can schedule an additional session to work with the mentor privately.

Day 2

- Take test #2.

✓ MENTOR will schedule a 2-hour session to discuss the results of the test, students can schedule an additional session to work with the mentor privately.

Day 5

- Take test #5.

✓ MENTOR will schedule a 2-hour session to discuss the results of the test, students can schedule an additional session to work with the mentor privately.

Day 3

- Take test #3.

✓ MENTOR will schedule a 2-hour session to discuss the results of the test, students can schedule an additional session to work with the mentor privately.



Week 7

- Prep for the Certification Exam **continued**

Day 1

- Take test #6.
- ✓ MENTOR will schedule a 2-hour session to discuss the results of the test, students can schedule an additional session to work with the mentor privately. Students will receive their testing vouchers to schedule their exams.

Day 2 - 5

- Schedule exam or clarification sessions.
- ✓ Students can use these days to schedule and take their Certification Exam or schedule additional sessions with their mentor to get clarification on topics they still have trouble understanding. Students must take the exam by day 5.



I owe my presence here to Elevate. The program has provided me with invaluable opportunities, and its impact is truly remarkable. When approached with dedication, Elevate has the potential to catalyze significant positive transformation in one's life.

Annisa Jehning
Elevate Alumni, 2023





“

Joining hands with Elevate, you can really see that they're actually grooming this instruction to be sharp ready for the modern age.”

Mahesh Vinayagam,
CEO & Founder at qBotica

A+ 1102

4 weeks to review course materials – 2 weeks for the Certification Exam Prep

Week 8

- Lesson 10 – Configuring Windows
- Lesson 11 – Managing Windows
- Lesson 12 – Identifying OS Types and Features

Day 1

- Lesson 10 – Configuring Windows
 - Topic 10A: Configure Windows User Settings
 - Topic 10B: Configure Windows System Settings

✓ Do Topics, PBQ's, Practice Questions, and Labs
✓ MENTOR will schedule a session to discuss your progress.

Day 4

- Lesson 12 – Identifying OS Types and Features
 - Topic 12A: Explain OS Types
 - Topic 12B: Compare Windows Editions

✓ Do Topics, PBQ's, Practice Questions and Labs
✓ Schedule a Session with your MENTOR to discuss your progress.

Day 2

- Lesson 11 – Managing Windows
 - Topic 11A: Use Management Consoles
 - Topic 11B: Use Performance and Troubleshooting Tools

✓ Do Topics, PBQ's, and Labs

Day 3

- Topic 11C: Use Command-line Tools.
- ✓ Do Topics, PBQ, Practice Questions, and Lab
✓ MENTOR will schedule a 2-hour session to discuss your progress.

Day 5

- Lesson 12 – Identifying OS Types and Features **continued.**
- Review – Student will review topics discussed on days 1 to 4

✓ MENTOR will schedule a 2-hour session to discuss your progress.



Week 9

- Lesson 13 – Supporting Windows
- Lesson 14 – Managing Windows Networking
- Lesson 15 – Managing Linux and macOS.

Day 1

- Lesson 13 – Supporting Windows
 - Topic 13A: Perform OS Installations and Upgrades
 - Topic 13B: Install and Configure Applications
 - Topic 13C: Troubleshoot Windows OS Problems

✓ Do Topics, PBQ's, Practice Questions and Labs

✓ MENTOR will schedule a session to discuss your progress.

Day 4

- Lesson 15 – Managing Linux and macOS.
 - Topic 15A: Identify Features of Linux
 - Topic 15B: Identify Features of macOS

✓ Do Topics, PBQ's, Practice Questions and Labs

Day 2

- Lesson 14 – Managing Windows Networking
 - Topic 14A: Manage Windows Networking
 - Topic 14B: Troubleshoot Windows Networking

✓ Do Topics, PBQ's, and Labs

Day 5

- Lesson 15 – Managing Linux and macOS **continued.**
- Review – Student will review topics discussed on days 1 to 4

✓ MENTOR will schedule a 2-hour session to discuss your progress.

Day 3

- Topic 14C: Configure Windows Security Settings
- Topic 14D: Manage Windows Shares

✓ Do Topics, PBQ's, Practice Questions, and Labs

✓ MENTOR will schedule a 2-hour session to discuss your progress.



Week 10

- Lesson 16 – Configuring SOHO Network Security
- Lesson 17 – Managing Security Settings
- Lesson 18 – Supporting Mobile Software

Day 1

- Lesson 16 – Configuring SOHO Network Security
 - Topic 16A: Explain Attacks, Threats, and Vulnerabilities
 - Topic 16B: Compare Wireless Security Protocols

✓ Do Topics, PBQ's, and Labs

Day 4

- Lesson 17 – Managing Security Settings **continued.**
 - Topic 17C: Troubleshoot Workstation Security Issues
- Lesson 18 – Supporting Mobile Software
 - Topic 18A: Configure Mobile OS Security
 - Topic 18B: Troubleshoot Mobile OS and App Software

✓ Do Topics, PBQ's, and Labs

Day 2

- Topic 16C: Configure SOHO Router Security
 - Topic 16D: Summarize Security Measures
- ✓ Do Topics, PBQ's, Practice Questions and Labs
✓ MENTOR will schedule a 2-hour session to discuss your progress.

Day 5

- Lesson 18 – Supporting Mobile Software **continued.**
 - Topic 18C: Troubleshoot Mobile OS and App Security
- ✓ Do Topics, PBQ's, Practice Questions and Labs
✓ Schedule a Session with your MENTOR to discuss your progress.
- Review – Student will review topics discussed on days 1 to 4
- ✓ MENTOR will schedule a 3-hour session to discuss your progress.

Day 3

- Lesson 17 – Managing Security Settings
 - Topic 17A: Configure Workstation Security
 - Topic 17B: Configure Browser Security
- ✓ Do Topics, PBQ's, and Labs



Week 11

- Lesson 19 – Using Support and Scripting Tools
- Lesson 20 – Implementing Operational Procedures

Day 1

- Lesson 19 – Using Support and Scripting Tools
 - Topic 19A: Use Remote Access Technologies
 - Topic 19B: Implement Backup and Recovery
- ✓ Do Topics, PBQ's, and Labs

Day 5

- Review – Student will review topics discussed on days 1 to 4
- ✓ MENTOR will schedule a 2 to 3-hour week-in-review session to discuss your progress.

Day 2

- Topic 19C: Explain Data Handling Best Practices
 - Topic 19D: Identify Basics of Scripting
- ✓ Do Topics, PBQ's, Practice Questions and Labs
- ✓ MENTOR will schedule a 2-hour session to discuss your progress.

Day 3 & 4

- Lesson 20 – Implementing Operational Procedures
 - Topic 20A: Implement Best Practice Documentation
 - Topic 20B: Use Proper Communication Techniques
 - Topic 20C: Use Common Safety and Environmental Procedures
- ✓ Do Topics, PBQ's, Practice Questions and Labs
- ✓ MENTOR will schedule a 2-hour session to discuss your progress on day 4.



Week 12

- Prep for the Certification Exam
- Practice Testing. These sessions are critical to your success and should not be missed or skipped. Do not take more than one exam per day as the revision process takes time and you will need to understand your weak area of understanding before moving forward.

Day 1

- Take test #1.

✓ MENTOR will schedule a 2-hour session to discuss the results of the test, students can schedule an additional session to work with the mentor privately.

Day 2

- Take test #2.

✓ MENTOR will schedule a 2-hour session to discuss the results of the test, students can schedule an additional session to work with the mentor privately.

Day 3

- Take test #3.

✓ MENTOR will schedule a 2-hour session to discuss the results of the test, students can schedule an additional session to work with the mentor privately.

Day 4

- Take test #4.

✓ MENTOR will schedule a 2-hour session to discuss the results of the test, students can schedule an additional session to work with the mentor privately.

Day 5

- Take test #5.

✓ MENTOR will schedule a 2-hour session to discuss the results of the test, students can schedule an additional session to work with the mentor privately.



Cymphany Wilson

Hired at AT&T

Elevate Alumni 2022

Week 13

- Prep for the Certification Exam **continued.**

Day 1

- Take test #6.

✓ MENTOR will schedule a 2-hour session to discuss the results of the test, students can schedule an additional session to work with the mentor privately. Students will receive their testing vouchers to schedule their exams.

Day 2 - 5

- Schedule exam or clarification sessions.

✓ Students can use these days to schedule and take their Certification Exam or schedule additional sessions with their mentor to get clarification on topics they still have trouble understanding. Students must take the exam by day 5.



Network+ N10-009 Certification Course Outline

11 Week Course: Utilizing structured assignments, labs, quizzes, and follow-up mentor reinforcement.

Week 1

- CertMaster Perform Network+

1.0 Explaining Network Topologies

Module 1.0 Introduction

- 1.1 Networking Overview
- 1.2 OSI Model Concepts
- 1.3 SOHO Networks
- 1.4 Troubleshooting Methodology

✓ Do Topics, Lesson Reviews, Module Quizzes and Labs.
✓ Schedule a Session with your MENTOR to discuss your progress.

2.0 Supporting Cabling and Physical Installations

Module 2.0 Introduction

- 2.1 Ethernet
- 2.2 Copper Cables and Connectors
- 2.3 Wiring Implementation
- 2.4 Fiber Optic Cables and Connectors
- 2.5 Physical Installation Factors
- 2.6 Cable Troubleshooting

✓ Do Topics, Lesson Reviews, Module Quizzes and Labs.
✓ Schedule a Session with your MENTOR to discuss your progress.



Week 2

3.0 Configuring Interfaces and Switches

Module 3.0 Introduction

- 3.1 Network Interfaces
- 3.2 Ethernet Switches
- 3.3 Switch Port Configuration
- 3.4 Switch Troubleshooting

✓ Do Topics, Lesson Reviews, Module Quizzes, and Labs.
✓ Schedule a Session with your MENTOR to discuss your progress.

4.0 Configuring Network Addressing

Module 4.0 Introduction

- 4.1 Internet Protocol Basics
- 4.2 IP Version 4 Addressing
- 4.3 IP Version 4 Subnetting
- 4.4 IP Troubleshooting Tools
- 4.5 IP Version 6
- 4.6 IP Troubleshooting

✓ Do Topics, Lesson Reviews, Module Quizzes and Labs.
✓ Schedule a Session with your MENTOR to discuss your progress.

Week 3

5.0 Configuring Routing and Advanced Switching

Module 5.0 Introduction

- 5.1 Routing Technologies
- 5.2 Dynamic Routing Technologies
- 5.3 Network Address Translation
- 5.4 Firewalls
- 5.5 Enterprise Network Topologies
- 5.7 Routing and VLAN Troubleshooting

✓ Do Topics, Lesson Reviews, Module Quizzes and Labs.
✓ Schedule a Session with your MENTOR to discuss your progress.

6.0 Implementing Network Services

Module 6.0 Introduction

- 6.1 Transport and Application Layer Protocols
- 6.2 Dynamic Host Configuration Protocol
- 6.3 APIPA and SLAAC
- 6.4 DHCP Relay and Troubleshooting
- 6.5 Domain Name System
- 6.6 DNS Troubleshooting

✓ Do Topics, Lesson Reviews, Module Quizzes and Labs.
✓ Schedule a Session with your MENTOR to discuss your progress.

Week 4

7.0 Explaining Application Services

Module 7.0 Introduction

- 7.1 Application Security and Time Synchronization
- 7.2 Web, File, Print, and Database Services
- 7.3 Email and Voice Services
- 7.4 Disaster Recovery and High Availability

- ✓ Do Topics, Lesson Reviews, Module Quizzes and Labs.
- ✓ Schedule a Session with your MENTOR to discuss your progress.

8.0 Supporting Network Management

Module 8.0 Introduction

- 8.1 Organizational Policies and Documentation
- 8.2 Host Discovery and Monitoring
- 8.3 Simple Network Management Protocol
- 8.4 Event Management
- 8.5 Packet Capture and Analysis
- 8.6 Traffic Monitoring

- ✓ Do Topics, Lesson Reviews, Module Quizzes and Labs.
- ✓ Schedule a Session with your MENTOR to discuss your progress.



Week 5

9.0 Explaining Network Security Concepts

Module 9.0 Introduction

- 9.1 Security Concepts
- 9.2 Network Threats and Attacks
- 9.3 Spoofing Attacks
- 9.4 Rogue System Attacks
- 9.5 Social Engineering

- ✓ Do Topics, Lesson Reviews, Module Quizzes and Labs.
- ✓ Schedule a Session with your MENTOR to discuss your progress.

10.0 Applying Network Security Features

Module 10.0 Introduction

- 10.1 Authentication
- 10.2 Authorization and Account Management
- 10.3 Network Hardening
- 10.4 Switch Security
- 10.5 Network Security Rules

- ✓ Do Topics, Lesson Reviews, Module Quizzes, and Labs.
- ✓ Schedule a Session with your MENTOR to discuss your progress.



5 Stars Reviews



Brandon Clarke
Hired at **Salesforce**
Elevate Alumni 2022

Week 6

11.0 Supporting Network Security Design

Module 11.0 Introduction

- 11.1 Zone-based Security
- 11.2 Internet of Things
- 11.3 Physical Security

- ✓ Do Topics, Lesson Reviews, Module Quizzes, and Labs.
- ✓ Schedule a Session with your MENTOR to discuss your progress.

12.0 Configuring Wireless Networks

Module 12.0 Introduction

- 12.1 Wireless Concepts and Standards
- 12.2 Enterprise Wireless Network Design
- 12.3 Wireless Security
- 12.4 Wireless Troubleshooting

- ✓ Do Topics, Lesson Reviews, Module Quizzes and Labs.
- ✓ Schedule a Session with your MENTOR to discuss your progress.



Week 7

13.0 Comparing Remote Access Methods

Module 13.0 Introduction

- 13.1 WAN and Internet Connectivity
- 13.2 Virtual Private Networks
- 13.3 Remote Management

- ✓ Do Topics, Lesson Reviews, Module Quizzes, and Labs.
- ✓ Schedule a Session with your MENTOR to discuss your progress.

14.0 Summarizing Cloud Concepts

Module 14.0 Introduction

- 14.1 Datacenter and Storage Networks
- 14.2 Cloud Concepts
- 14.3 Cloud Networking
- 14.4 Modern Network Environments

- ✓ Do Topics, Lesson Reviews, Module Quizzes, and Labs.
- ✓ Schedule a Session with your MENTOR to discuss your progress.



5 Stars Reviews



Ana Jansen
Hired at Microsoft
Elevate Alumni 2021

Week 8

A.0 Network Sandbox

Module A.0 Introduction

A.1 Network Sandbox Lab

✓ Do Topics, Lesson Reviews, Module Quizzes, and Labs.

✓ Schedule a Session with your MENTOR to discuss your progress.

B.0 CompTIA Network+ N10-009 Practice Exams

- B.1 Prepare for CompTIA Network+ Certification
- B.1.1 Why Should I Take a Certification Exam?
- B.1.2 Exam Details for CompTIA Network+ N10-009
- B.1.3 Exam Objectives for CompTIA Network+ N10-009
- B.1.4 Course Mapping with CompTIA Network+ N10-009 Exam Objectives
- B.1.5 How to Take the Certification Exam
- B.1.6 Tips for Taking the Certification Exam

B.2 CompTIA Network+ N10-009 Practice Materials

- B.2.1 Exam Practice 1: Networking Concepts
- B.2.2 Exam Practice 2: Network Implementations
- B.2.3 Exam Practice 3: Network Operations
- B.2.4 Exam Practice 4: Network Security
- B.2.5 Exam Practice 5: Network Troubleshooting
- B.2.6 Skills Practice: Competency in Networking
- B.2.7 Practice Test: CompTIA Network+ N10-009

✓ Do Topics, Lesson Reviews, Module Quizzes, and Labs.

✓ Schedule a Session with your MENTOR to discuss your progress.





Week 9

Practice Testing.

- ✓ N10-009 review and Practice exams. Reach 90% or above.
- ✓ Schedule a Session with your MENTOR to discuss your progress

Week 10

Practice Testing.

- ✓ N10-009 review and Practice exams. Reach 90% or above.
- ✓ Schedule a Session with your MENTOR to discuss your progress

Week 11

Final Preparation for Certification Exam.

- ✓ Review CompTIA exam objectives and Additional Testing resources with the mentor.
 - Schedule and take the N10-009 Certification Exam.



“

Elevate runs a great program and I think the students go through a very realistic simulation of what they'll face out in the tech world.

Jayson Repko,

Director of Sales @Cylera

Our Rating



Elevate SDR Bootcamp



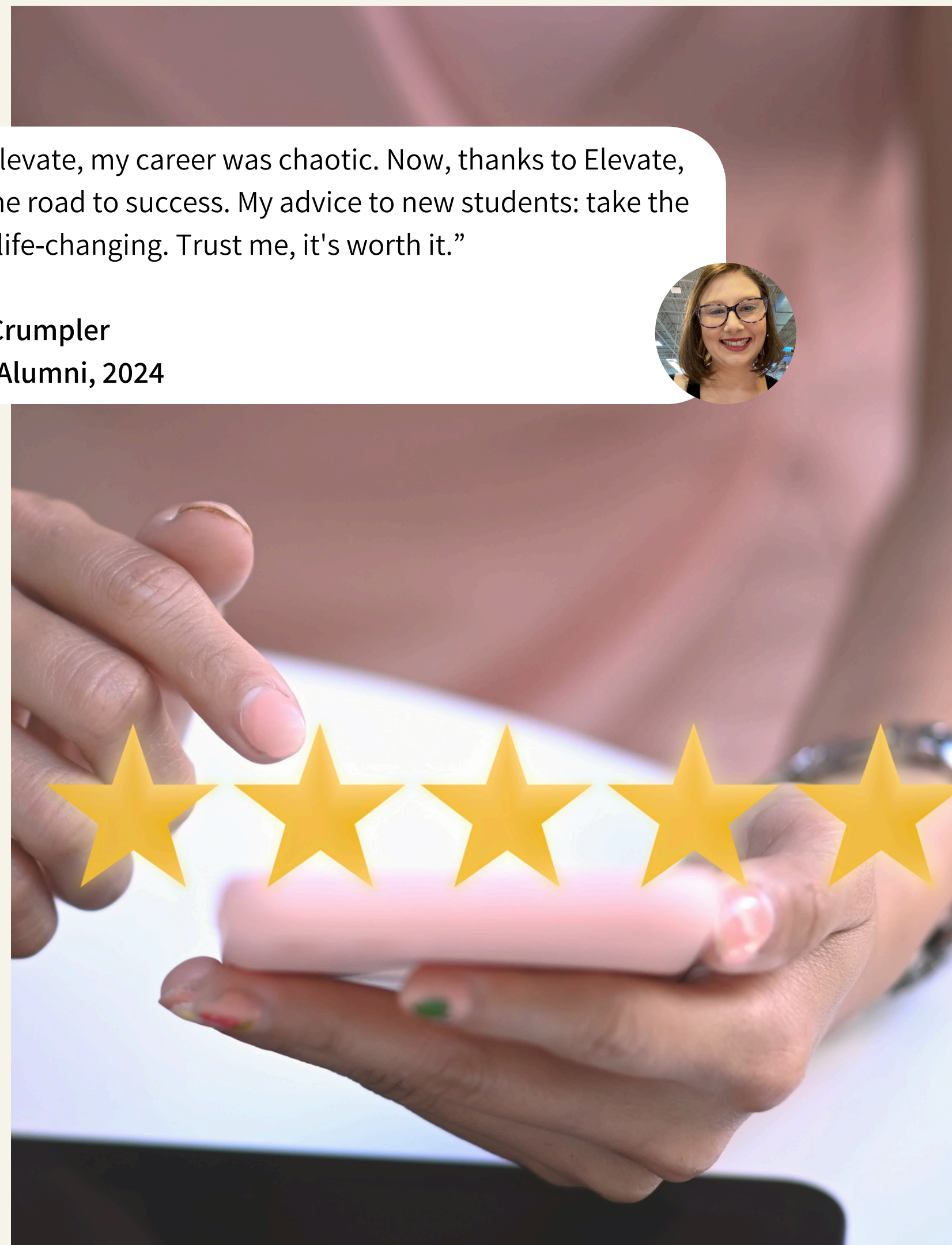
COURSE REPORT

Elevate



Before Elevate, my career was chaotic. Now, thanks to Elevate, I'm on the road to success. My advice to new students: take the risk. It's life-changing. Trust me, it's worth it."

Allison Crumpler
Elevate Alumni, 2024



The Hall Of Fame

HIRED



HIRED



HIRED



HIRED



HIRED



HIRED



And More!



Hard Skills For Your Resume



CompTIA A+

- Hardware
- Operating systems
- Software Troubleshooting
- Networking
- Security
- Mobile Devices
- Cloud computing
- Operational Procedures



CompTIA Network+

- Networking Concepts
- Network Implementations
- Network Operations
- Network Security
- Network Troubleshooting



About CompTIA

The Computing Technology Industry Association (CompTIA) is a leading voice and advocate for the \$5 trillion global information technology ecosystem and the estimated 75 million industry and tech professionals who design, implement, manage and safeguard the technology that powers the world's economy.

Through education, training, certifications, advocacy, philanthropy and market research, CompTIA is the hub for advancing the tech industry and its workforce.

CompTIA is the world's leading vendor-neutral IT certifying body with more than 3 million certifications awarded based on the passage of rigorous, performance-based exams. CompTIA sets the standard for preparing entry-level candidates through expert-level professionals to succeed at all stages of their career in technology.



CompTIA®