

Roof Quote/Order Form



Send us your Form
Take a photo of your completed form, scan the QR code and upload the photo of your form.

Job Ref:

Company Name:

Contact Name:

Delivery Address:

WIDTH: PROJECTION: PITCH:°

Please mark position of roof vents and glass panels
Please specify distance between roof hips if applicable
For flat roof quotes please include a frame layout

WINDOW VENTS

Small (550 x 780)
 Large (780 x 980)
 Other

Manual
 Electric*
 Solar*
 *Active

GLASS

Blue
 Neutral
 Clear

Other

Glass Width

(800mm max)

Britmet Shingles Min pitch 10°

Raven
 Titanium Grey
 Rustic Brown
 Bramble Brown
 Rustic Red
 Smoked Oak
 Rustic Terracotta

Building Control Yes No

12.5mm Plasterboard Foil Backed Yes No

Metrotile Min pitch 15°

Raven
 Titanium Grey
 Rustic Brown
 Bramble Brown
 Rustic Red
 Smoked Oak
 Rustic Terracotta

Gutter and Downpipe

Please note your ThermoCore Warm Roof will be supplied with Ogee gutter profile and round downpipe.

Fascia Colour

White
 Black
 Rosewood
 Anthracite Grey

LiteSlates Min pitch 12°

Slate
 Sunset
 Ash
 Amethyst
 Oak
 Sunshine
 Charcoal

Low Pitch Min pitch 3°

EPDM
 Low Pitch Roof Sheets
 Pantile 2000 min 5° pitch

Gutter Colour

White
 Black
 Brown
 Anthracite Grey
 Caramel

External Soffit

150mm
 Other

I acknowledge it is my responsibility to make sure the existing structure is suitable to support all lateral and vertical loads and to contact Building Control to issue any required building warrant. I acknowledge that the manufacturers can not be responsible for any products not fitted in accordance with their installation guide.

Internal Soffit

..... mm
200mm-600mm in 100mm increments

Signed: Print Name: DATE:/...../..... DATE REQUIRED:/...../.....



Send us your Form

Take a photo of your completed form, scan the QR code and upload the photo of your form.



We handle all building control matters in-house, so if your project requires submission to building control, just let us know - we'll take care of everything.



Shingle




RAVEN



RUSTIC BROWN



RUSTIC TERRACOTTA



RUSTIC RED



TITANIUM GREY




BRAMBLE BROWN



SMOKED OAK

BRITMET
LIGHTWEIGHT ROOFING

LiteSlate



ASH




CHARCOAL




AMETHYST



SUNSET



OAK



SUNSHINE




SLATE

Pantile 2000


min 5° pitch



TERRACOTTA




TUDOR BROWN



MID GREY



CHARCOAL



SAGE GREEN



ANTIQUE RED



MOSS GREEN



IRON BARK



CHARCOAL



EBONY




ANTIQUE RED



BURNT UMBER



min 3° pitch



CORTON



DARK ZINC PATINA



COPPER OXIDE



ZINC PATINA



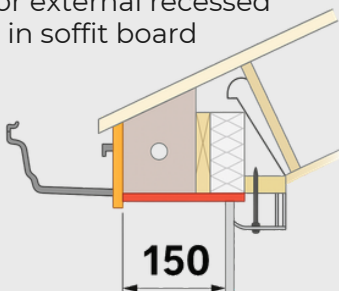
COPPER PATINA



GRAPHITE PATINA

150mm External Soffit

Fascia overhang kit option allows for external recessed lighting in soffit board



Glass Panels

BLUE

CLEAR

NEUTRAL



Maximum width - 800mm

Standard Specification:
Low-e, Self clean,
1.2 W/m²K U-Value