

Vertical 2, 3, & 4 Track Windows

Window Width is 12"-65"

Window Height is 32"-110"

Screen Options



Standard

Great for letting in a cool breeze.



BetterVue®

Enhanced viewing



TuffScreen®

No-See-Um & pet protection

Vinyl Colors

More durable than glass, resists cracks, dents, and warping.



Clear



Light Gray



Dark Gray



Bronze

Adjustable Spreader Bar

Moves up to 1/8" to keep all spreader bars aligned.

Angled Bottom Sill

Channels water away to prevent moisture buildup inside

Frame Colors

Electrostatically applied paint ensures uniform coverage, long-lasting color, and superior weather resistance.



White



Tan



Clay



Bronze



Black

Equal-sized sashes for a consistent look

Vinyl Track Jamb

Ensures smooth and quiet operation of sashes. Comes in beige & black.

Mitered 45° Picture Frame Corners

No-Tools Sash Removal

Stainless steel constant-force sash springs make a secure fit while allowing easy removal.

All pieces discreetly labeled for easy maintenance & replacements

Horizontal 2 & 3 Sash Windows

Triple Sash 60"-144" wide

Double Sash 30"-96" wide

Window Height 20"-110"

25% more aluminum in frame for added stability

Screen Options



Standard

Great for letting in a cool breeze.



BetterVue®

Enhanced viewing




TuffScreen®

No-See-Um & pet protection

Custom Spreader Bar

Locations Optional



Lock & Keeper

100% marine-grade composite for corrosion resistance.

Vinyl Colors

More durable than glass, resists cracks, dents, and warping.



Clear



Light Gray



Dark Gray



Bronze

Frame Colors

Electrostatically applied paint ensures uniform coverage, long-lasting color, and superior weather resistance.




White




Tan



Clay



Bronze



Black


Mitered 45° Picture Frame Corners

2-Track Heavy Duty Vinyl Roller System

Ensures smooth, quiet gliding using stainless steel axles and a nylon housing inside a vinyl track insert. Available in beige & black.

Internal weep system

Fixed Lite Lip & Trap Frames



Vinyl Colors

More durable than glass, resists cracks, dents, and warping.



Clear Light Gray Dark Gray Bronze

OR

Screen Options



Standard Great for letting in a cool breeze.
BetterVue® Enhanced viewing
TuffScreen® No-See-Um & pet protection

Lip Frames, traps, or "Fixed Lites", are non-moving openings that are made with either vinyl or screens, rather than both. Allowing maximum light, and fit perfectly to your space.

Rectangle

	Min W	Max W	Min H	Max H
Vinyl	4"	54"	4"	96"
Screen	4"	60"	6"	96"

Trapezoid

	Min W	Max W*	Max H*	Short leg	
				Min	Max
Vinyl	4"	84"	84"	4"	83.9"
Screen	4"	84"	84"	4"	83.9"


*Other dimension cannot exceed 52"

Frame Colors

Electrostatically applied paint ensures uniform coverage, long-lasting color, and superior weather resistance.



White Tan Clay Bronze Black



More Light, Less Frame

Once installed, only a fraction of the frame is visible. Leaving you with more view.



7/8" Flange

Makes installing over studs easier, even if they're slightly bowed or out of plum.

→ 20% More Metal

Our frames use more aluminum than the rest for a stronger, longer lasting quality.